

Flexible Academic Programs

***“ACCErated Evening College
and
Project Complete”***

**Fred Hakes
Director, Continuing Studies
Indiana University Kokomo**

August 25, 2008

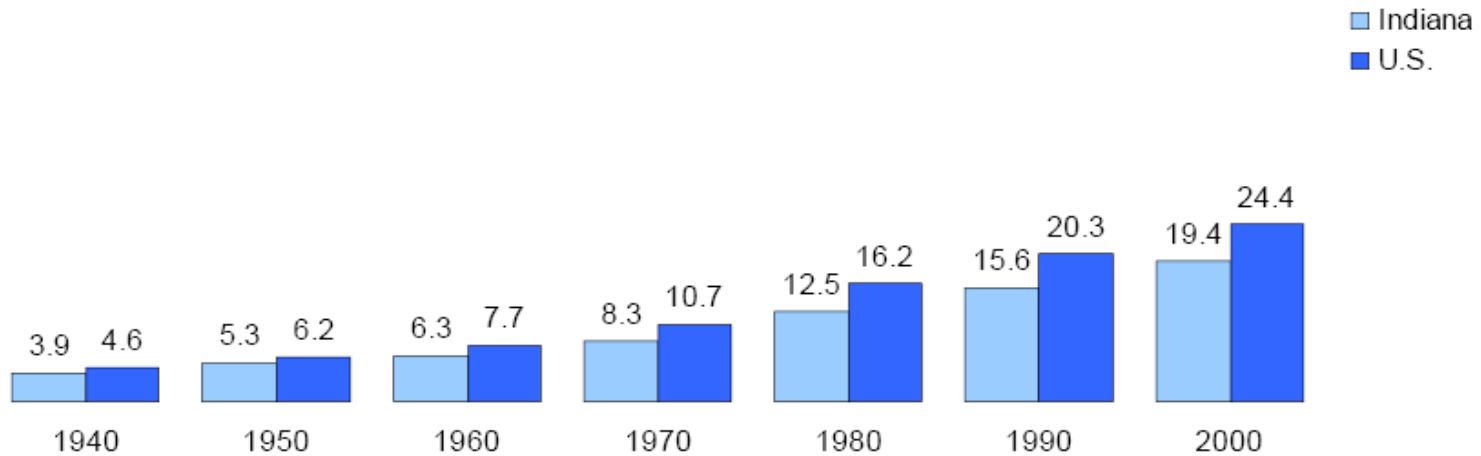
Indiana University Kokomo

- One of 8 IU campuses
- About 3000 students
- 40+ academic programs, including 4 grad programs
- Commuter campus
- Serves 11 counties



Indiana

Percent of the Population 25 Years and Over with a Bachelor's Degree or More



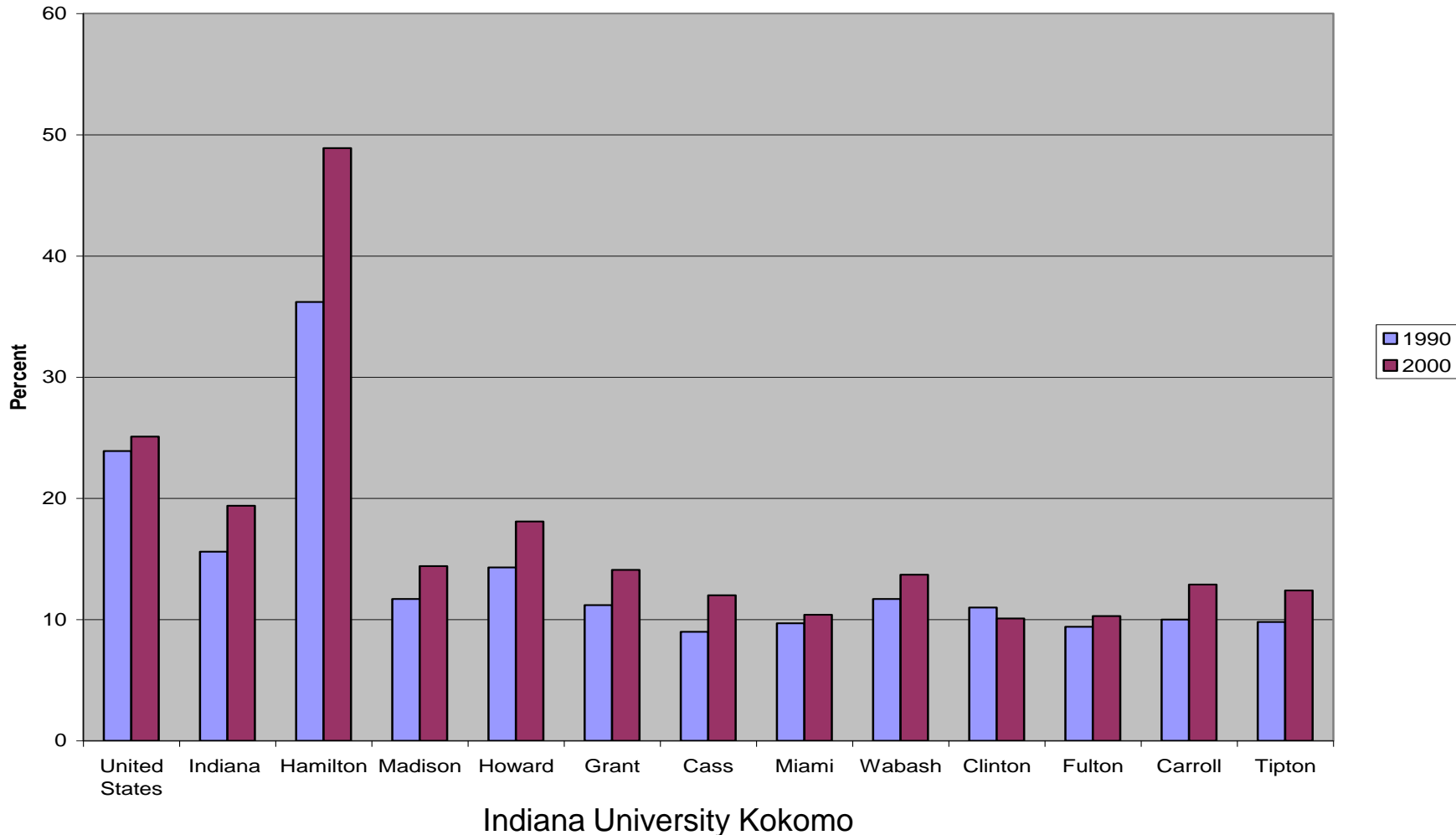
(Source: US Census Bureau)

National Picture College Drop-outs

“Nearly 6 in 10 college dropouts say they still hope to finish college.”

Source: 2006 PSB Poll in *microtrends* by Mark Penn with E. Kinney Zalesne, p. 303

Percentage of College Graduates Age 25+ in 1990 & 2000



Hybrid Learning

“Our comparison of success and withdrawal rates in courses with varying Web presence reveals that classes featuring both face-to-face and Web components achieve higher success rates and comparable or lower withdrawal rates than those that are fully online or face-to-face.”

Dziuban, Charles, *Evaluating the Impact of a Distributed Learning Program* (F-light Article), University of Central Florida, April 2001

ACCELerated Evening College

- **In 2003, established ACCELerated Evening College in the hybrid format**
- **Moving from the “Sage on the Stage” to the “Guide on the Side”**
- **Instruction changing from “talk and chalk” to “hi-tech and hi-touch”**
- **The best of face-to-face and online**

“Project Complete”

- Also, in 2003, established data base of about 5000 students residing in the IU Kokomo 11 county service region
- Began contacting them several times a year and holding information sessions
- In 2007 Launched the **Project Complete** Scholarship demonstration program

Indiana University Kokomo Project Complete Scholarships

First Round Spring Semester 2008

- **Scholarship of \$250 per semester for up to four semesters**
- **134 offers to those with 3.0 GPA or higher and 98 or more credit hours**
- **One letter returned as undeliverable**
- **8 had completed a first bachelor's degree**
- **3 declined**
- **11 accepted**
- **3 enrolled**

Indiana University Kokomo Project Complete Scholarships

Final Round Fall Semester 2008

- **Scholarship of \$500 per semester for up to four semesters**
- **331 offers to those with a 2.5 GPA or higher and 90 or more credits, including those in original offer**
- **One letter returned as undeliverable**
- **Seven had completed a first bachelor's degree**
- **Six declined**
- **31 accepted offer**
- **17 overall enrolled as of 8/11/08**

Scholarship Recipients

Basic Statistics

Age

2 20's
12 30's
13 40's
5 50's

Gender

Female 26
Male 6

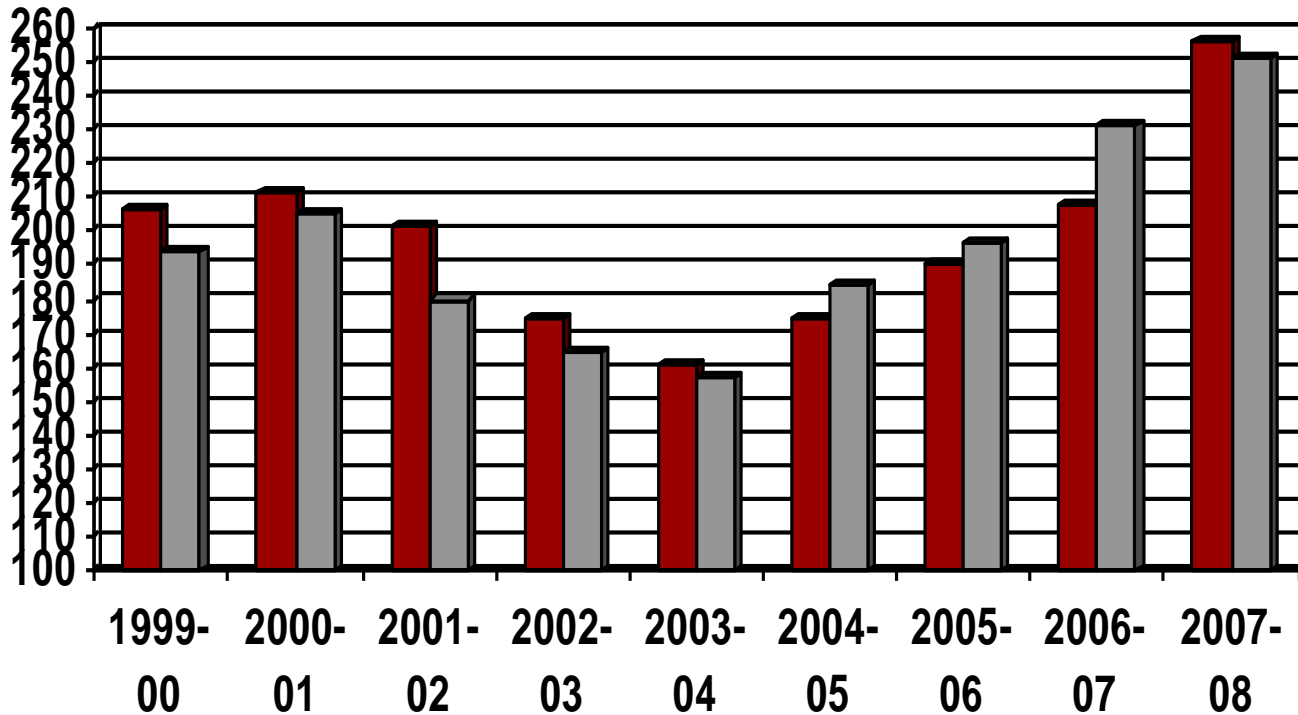
Hours Completed

90-172

GPA

2.5-3.87

General Studies Enrollment



■ Fall Head Count ■ Spring Head Count

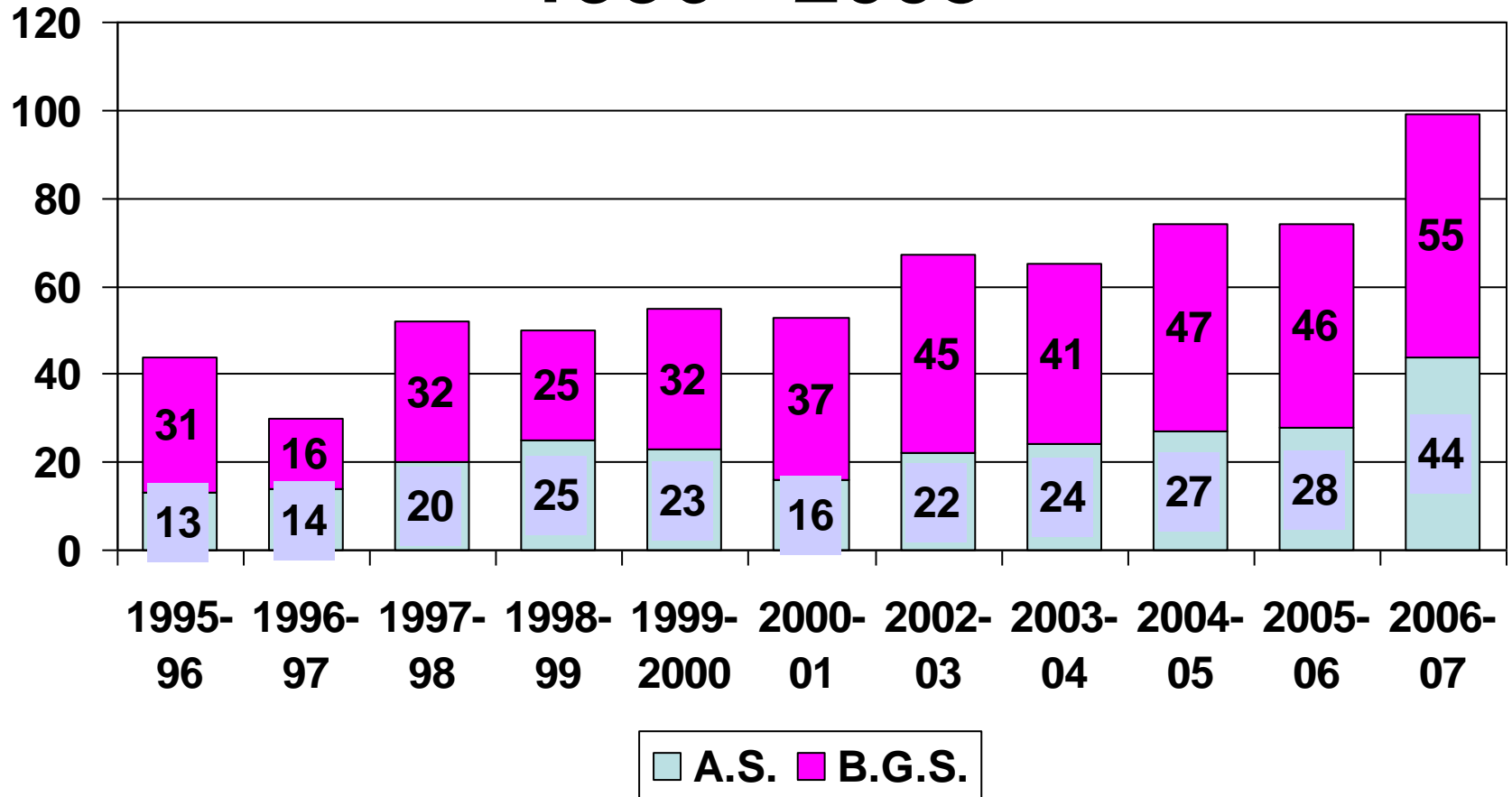
Indiana University Kokomo

Results of Project Complete Stop-out Recovery

<u>Term</u>	<u>Stop-outs Recovered</u>	<u>Eventual Graduates</u>		<u>AAGS</u>	<u>BGS</u>
F 04	13	8	61.54%	1	7
S 05	12	8	66.67%	4	4
SU 05	10	3	33.30%	1	2
F 05	20	7	35.00%	2	5
S 06	27	16	59.26%	8	8
SU 06	10	4	40.00%	1	3
F 06	32	6	18.75%	3	3
S 07	41	9	21.95%	7	2
SU 07	10	4	40.00%	4	0
F 07	57	4	23.53%	3	1
S 08	<u>37</u>				
	269				

Totals as of 1/10/08

IU Degree Completion Program Graduates 1996 - 2005



Skills Employers Want (IU Kokomo Degree Completion Program)

2008 Graduate Survey

- 97% increased skills in critical thinking
- 84% can more effectively learn on their own
- 83% are better writers
- 75% can work more effectively in teams
- 69% improved speaking skills
- 69% increased computing skills

***“The life expectancy of those with a
College degree is longer and does not
differ significantly based on race, creed
or ethnicity”***

**Harold Hodgkinson
Director, National Center on Demography
Indiana Education Policy Seminar
Indianapolis, Indiana University
July 16, 1994**