

4078 Cohort

IU Kokomo

Persistence to Second Year by Cohort Status

	Began	Retained	Retention Rate
Beginner	436	230	52.8%
Transfer	197	113	57.4%
	633	343	54.2%

Retention Rates by Selected Characteristics

All Beginners

By Credit Hours			
Full Time	382	209	54.7%
Part Time	54	21	38.9%

By Ethnicity			
African Am.	11	2	18.2%
Hispanic	18	13	72.2%
Other	407	215	52.8%

By Sex			
Male	180	92	51.1%
Female	256	138	53.9%

By First Semester GPA			
3.0-4.0	109	91	83.5%
2.0-2.99	147	102	69.4%
<2.0	180	37	20.6%

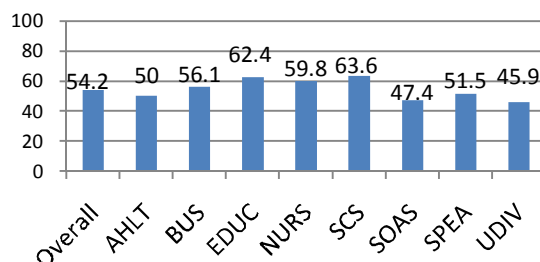
By Age at Time of Entry			
<20	360	197	54.7%
20-21	30	9	30.0%
22-24	19	6	31.6%
25+	27	17	63.0%

By Combined SAT Scores Ranges			
1200+	16	11	68.8%
800-1190	268	153	57.1%
400-790	40	16	40.0%
No SAT	112	50	44.6%

By HS Rank Ranges			
Top 10%	20	16	80.0%
11-25%	70	46	65.7%
26-50%	142	84	59.2%
Bottom 50%	154	58	37.7%

Degrees Awarded		1	
-----------------	--	---	--

Retention Percentage



All Transfers

By Credit Hours			
Full Time	100	54	54.0%
Part Time	97	59	60.8%

By Ethnicity			
African Am.	9	6	66.7%
Hispanic	2	1	50.0%
Other	186	106	57.0%

By Sex			
Male	62	35	56.5%
Female	135	78	57.8%

By First Semester GPA			
3.0-4.0	81	60	74.1%
2.0-2.99	50	35	70.0%
<2.0	66	18	27.3%

By Age at Time of Entry			
<20	11	4	36.4%
20-21	47	23	48.9%
22-24	38	23	60.5%
25+	101	63	62.4%

By Combined SAT Scores Ranges			
1200+	3	2	66.7%
800-1190	28	15	53.6%
400-790	2	2	100.0%
No SAT	164	94	57.3%

By HS Rank Ranges			
Top 10%	2		0.0%
11-25%	4	4	100.0%
26-50%	12	7	58.3%
Bottom 50%	18	8	44.4%

Degrees Awarded		13	
-----------------	--	----	--

4078 Cohort

AHLT1

IU Kokomo

Persistence to Second Year by Cohort Status

	Began	Retained	Retention Rate
Beginner	49	26	53.1%
Transfer	11	4	36.4%
	60	30	50.0%

Retention Rates by Selected Characteristics

All Beginners

By Credit Hours

Full Time	40	22	55.0%
Part Time	9	4	44.4%

By Ethnicity

African Am.	1		
Hispanic	1		
Other	47	26	55.3%

By Sex

Male	10	7	70.0%
Female	39	19	48.7%

By First Semester GPA

3.0-4.0	16	14	87.5%
2.0-2.99	12	9	75.0%
<2.0	21	3	14.3%

By Age at Time of Entry

<20	40	20	50.0%
20-21	3	2	66.7%
22-24	2	1	50.0%
25+	4	3	75.0%

By Combined SAT Scores Ranges

1200+			
800-1190	30	19	63.3%
400-790	9	2	22.2%
No SAT	10	5	50.0%

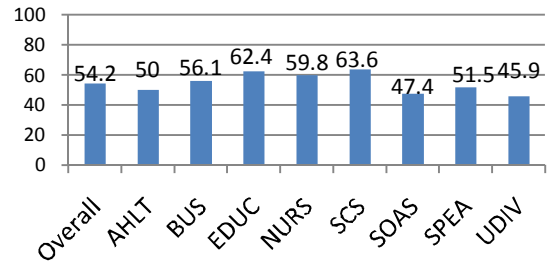
By HS Rank Ranges

Top 10%	4	2	50.0%
11-25%	5	3	60.0%
26-50%	16	12	75.0%
Bottom 50%	18	6	33.3%

Degrees Awarded

1

Retention Percentage



All Transfers

By Credit Hours

Full Time	2	1	50.0%
Part Time	9	3	33.3%

By Ethnicity

African Am.			
Hispanic			
Other	11	4	36.4%

By Sex

Male	3	1	33.3%
Female	8	3	37.5%

By First Semester GPA

3.0-4.0	4	1	25.0%
2.0-2.99	6	3	50.0%
<2.0	1		0.0%

By Age at Time of Entry

<20	1		0.0%
20-21	2	1	50.0%
22-24	1		0.0%
25+	7	3	42.9%

By Combined SAT Scores Ranges

1200+			
800-1190	1	1	100.0%
400-790			
No SAT	10	3	30.0%

By HS Rank Ranges

Top 10%	n/a		
11-25%	n/a		
26-50%	n/a		
Bottom 50%	n/a		

Degrees Awarded

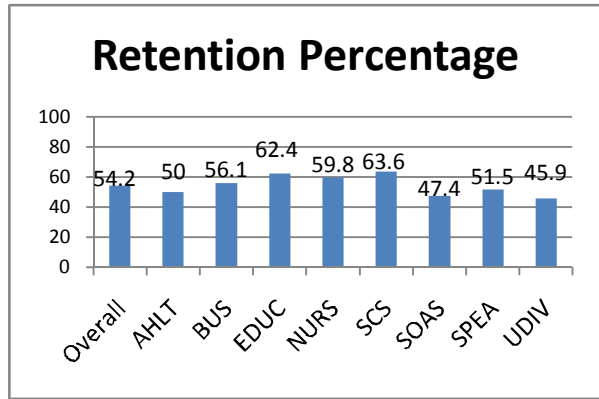
4078 Cohort

BUS1

IU Kokomo

Persistence to Second Year by Cohort Status

	Began	Retained	Retention Rate
Beginner	60	32	53.3%
Transfer	38	23	60.5%
	98	55	56.1%



Retention Rates by Selected Characteristics

All Beginners

By Credit Hours

Full Time	52	27	51.9%
Part Time	8	5	62.5%

By Ethnicity

African Am.	1		0.0%
Hispanic	3	1	33.3%
Other	56	31	55.4%

By Sex

Male	34	20	58.8%
Female	26	12	46.2%

By First Semester GPA

3.0-4.0	16	13	81.3%
2.0-2.99	26	17	65.4%
<2.0	18	2	11.1%

By Age at Time of Entry

<20	53	29	54.7%
20-21	1	0	0.0%
22-24	1	0	0.0%
25+	5	3	60.0%

By Combined SAT Scores Ranges

1200+	2	1	50.0%
800-1190	41	23	56.1%
400-790	3		
No SAT	14	8	57.1%

By HS Rank Ranges

Top 10%	2	2	100.0%
11-25%	14	10	71.4%
26-50%	19	10	52.6%
Bottom 50%	22	7	31.8%

Degrees Awarded

All Transfers

By Credit Hours

Full Time	19	11	57.9%
Part Time	19	12	63.2%

By Ethnicity

African Am.	4	3	75.0%
Hispanic			
Other	34	20	58.8%

By Sex

Male	20	14	70.0%
Female	18	9	50.0%

By First Semester GPA

3.0-4.0	15	12	80.0%
2.0-2.99	12	9	75.0%
<2.0	11	2	18.2%

By Age at Time of Entry

<20	2	1	50.0%
20-21	7	3	42.9%
22-24	11	9	81.8%
25+	18	10	55.6%

By Combined SAT Scores Ranges

1200+	1	1	100.0%
800-1190	8	4	50.0%
400-790			
No SAT	29	18	62.1%

By HS Rank Ranges

Top 10%	1		0.0%
11-25%	2	2	100.0%
26-50%	3	1	33.3%
Bottom 50%	4	2	50.0%

Degrees Awarded

4078 Cohort

EDUC1

IU Kokomo

Persistence to Second Year by Cohort Status

	Began	Retained	Retention Rate
Beginner	48	32	66.7%
Transfer	37	21	56.8%
	85	53	62.4%

Retention Rates by Selected Characteristics

All Beginners

By Credit Hours

Full Time	46	32	69.6%
Part Time	2		0.0%

By Ethnicity

African Am.			
Hispanic	3	2	66.7%
Other	45	30	66.7%

By Sex

Male	15	8	53.3%
Female	33	24	72.7%

By First Semester GPA

3.0-4.0	16	15	93.8%
2.0-2.99	16	13	81.3%
<2.0	16	4	25.0%

By Age at Time of Entry

<20	44	29	65.9%
20-21	1	1	100.0%
22-24	1		0.0%
25+	2	2	100.0%

By Combined SAT Scores Ranges

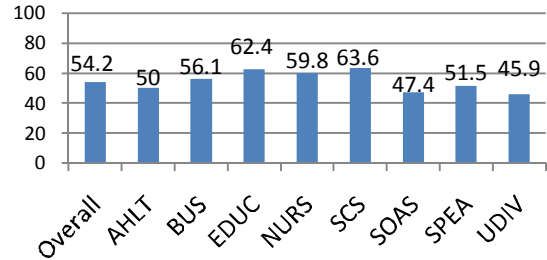
1200+	2	1	50.0%
800-1190	33	24	72.7%
400-790	7	4	57.1%
No SAT	6	3	50.0%

By HS Rank Ranges

Top 10%	3	3	100.0%
11-25%	9	7	77.8%
26-50%	18	12	66.7%
Bottom 50%	14	8	57.1%

Degrees Awarded

Retention Percentage



All Transfers

By Credit Hours

Full Time	29	16	55.2%
Part Time	8	5	62.5%

By Ethnicity

African Am.			
Hispanic			
Other	37	21	56.8%

By Sex

Male	10	6	60.0%
Female	27	15	55.6%

By First Semester GPA

3.0-4.0	13	10	76.9%
2.0-2.99	11	8	72.7%
<2.0	13	3	23.1%

By Age at Time of Entry

<20	3	1	33.3%
20-21	12	6	50.0%
22-24	5	4	80.0%
25+	17	10	58.8%

By Combined SAT Scores Ranges

1200+			
800-1190	9	4	44.4%
400-790	1	1	100.0%
No SAT	27	16	59.3%

By HS Rank Ranges

Top 10%			
11-25%	1	1	100.0%
26-50%	5	3	60.0%
Bottom 50%	2		0.0%

Degrees Awarded

4078 Cohort

NURS1

IU Kokomo

Persistence to Second Year by Cohort Status

	Began	Retained	Retention Rate
Beginner	69	40	58.0%
Transfer	38	24	63.2%
	107	64	59.8%

Retention Rates by Selected Characteristics

All Beginners

By Credit Hours

Full Time	67	40	59.7%
Part Time	2		

By Ethnicity

African Am.	4	1	25.0%
Hispanic	2	2	100.0%
Other	63	37	58.7%

By Sex

Male	7	5	71.4%
Female	62	35	56.5%

By First Semester GPA

3.0-4.0	18	16	88.9%
2.0-2.99	26	16	61.5%
<2.0	25	8	32.0%

By Age at Time of Entry

<20	58	33	56.9%
20-21	2	2	100.0%
22-24	5	1	20.0%
25+	4	4	100.0%

By Combined SAT Scores Ranges

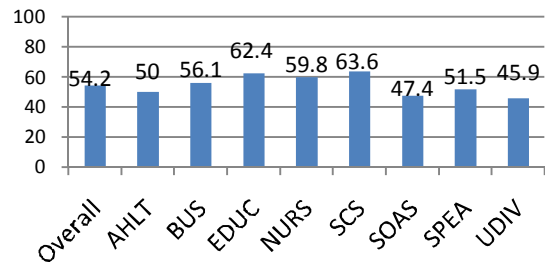
1200+	2	1	50.0%
800-1190	46	27	58.7%
400-790	5	3	60.0%
No SAT	16	9	56.3%

By HS Rank Ranges

Top 10%	8	7	87.5%
11-25%	14	9	64.3%
26-50%	23	8	34.8%
Bottom 50%	16	11	68.8%

Degrees Awarded

Retention Percentage



All Transfers

By Credit Hours

Full Time	10	7	70.0%
Part Time	28	17	60.7%

By Ethnicity

African Am.	4	2	50.0%
Hispanic			
Other	34	22	64.7%

By Sex

Male	3	2	66.7%
Female	35	22	62.9%

By First Semester GPA

3.0-4.0	21	16	76.2%
2.0-2.99	3	2	66.7%
<2.0	14	6	42.9%

By Age at Time of Entry

<20	1	1	100.0%
20-21	8	4	50.0%
22-24	9	5	55.6%
25+	20	14	70.0%

By Combined SAT Scores Ranges

1200+			
800-1190	3	2	66.7%
400-790	1	1	100.0%
No SAT	34	21	61.8%

By HS Rank Ranges

Top 10%			
11-25%	1	1	100.0%
26-50%	1	1	100.0%
Bottom 50%	3	1	33.3%

Degrees Awarded

4

4078 Cohort

SCS1

IU Kokomo

Persistence to Second Year by Cohort Status

	Began	Retained	Retention Rate
Beginner	12	5	41.7%
Transfer	10	9	90.0%
	22	14	63.6%

Retention Rates by Selected Characteristics

All Beginners

By Credit Hours

Full Time	7	3	42.9%
Part Time	5	2	40.0%

By Ethnicity

African Am.			
Hispanic			
Other	12	5	41.7%

By Sex

Male	7	3	42.9%
Female	5	2	40.0%

By First Semester GPA

3.0-4.0	5	3	60.0%
2.0-2.99	5	1	20.0%
<2.0	2	1	50.0%

By Age at Time of Entry

<20	6	2	33.3%
20-21			
22-24			
25+	6	3	50.0%

By Combined SAT Scores Ranges

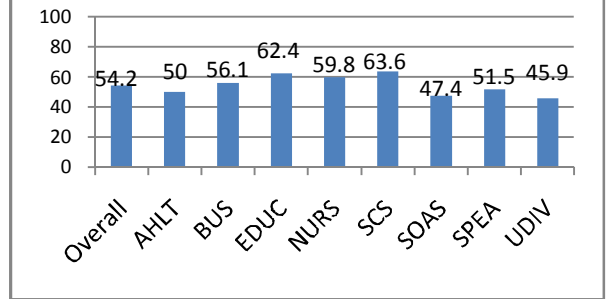
1200+	1		
800-1190	3	1	33.3%
400-790	1		0.0%
No SAT	7	4	57.1%

By HS Rank Ranges

Top 10%			
11-25%	2		
26-50%	4	2	50.0%
Bottom 50%	2	1	50.0%

Degrees Awarded

Retention Percentage



All Transfers

By Credit Hours

Full Time	5	4	80.0%
Part Time	5	5	100.0%

By Ethnicity

African Am.			
Hispanic			
Other	10	9	90.0%

By Sex

Male	3	2	66.7%
Female	7	7	100.0%

By First Semester GPA

3.0-4.0	7	7	100.0%
2.0-2.99	1	1	100.0%
<2.0	2	1	50.0%

By Age at Time of Entry

<20			
20-21	1	1	100.0%
22-24	1		0.0%
25+	8	8	100.0%

By Combined SAT Scores Ranges

1200+	1	1	100.0%
800-1190			
400-790			
No SAT	9	8	88.9%

By HS Rank Ranges

Top 10%			
11-25%			
26-50%			
Bottom 50%	1	1	100.0%

Degrees Awarded

3

4078 Cohort

SOAS1

IU Kokomo

Persistence to Second Year by Cohort Status

	Began	Retained	Retention Rate
Beginner	98	49	50.0%
Transfer	35	14	40.0%
	133	63	47.4%

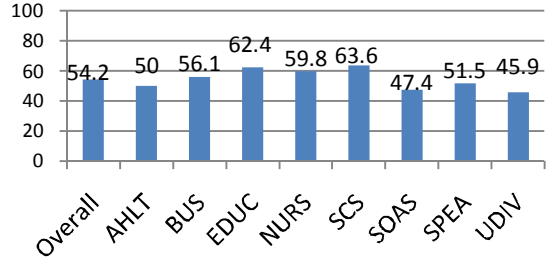
* includes Informactics

Retention Rates by Selected Characteristics

All Beginners			
By Credit Hours			
Full Time	86	45	52.3%
Part Time	12	4	33.3%
By Ethnicity			
African Am.	3	1	33.3%
Hispanic	5	4	80.0%
Other	90	44	48.9%
By Sex			
Male	52	25	48.1%
Female	46	24	52.2%
By First Semester GPA			
3.0-4.0	17	14	82.4%
2.0-2.99	30	24	80.0%
<2.0	51	11	21.6%
By Age at Time of Entry			
<20	80	43	53.8%
20-21	8	1	12.5%
22-24	6	3	50.0%
25+	4	2	50.0%
By Combined SAT Scores Ranges			
1200+	7	7	100.0%
800-1190	56	26	46.4%
400-790	7	3	42.9%
No SAT	28	13	46.4%
By HS Rank Ranges			
Top 10%	1	1	100.0%
11-25%	13	7	53.8%
26-50%	35	24	68.6%
Bottom 50%	38	12	31.6%

Degrees Awarded

Retention Percentage



All Transfers

All Transfers			
By Credit Hours			
Full Time	19	7	36.8%
Part Time	16	7	43.8%
By Ethnicity			
African Am.			
Hispanic	2	1	50.0%
Other	33	13	39.4%
By Sex			
Male	15	5	33.3%
Female	20	9	45.0%
By First Semester GPA			
3.0-4.0	12	8	66.7%
2.0-2.99	8	5	62.5%
<2.0	15	1	6.7%
By Age at Time of Entry			
<20	2		
20-21	9	3	33.3%
22-24	8	3	37.5%
25+	16	8	50.0%
By Combined SAT Scores Ranges			
1200+			
800-1190	5	2	40.0%
400-790			
No SAT	30	12	40.0%
By HS Rank Ranges			
Top 10%			
11-25%			
26-50%			
Bottom 50'	5	3	60.0%

Degrees Awarded

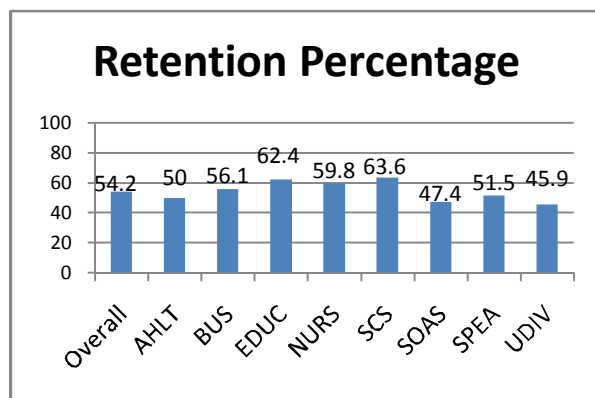
4078 Cohort

SOAS1 - Social and Behavioral Sciences

IU Kokomo

Persistence to Second Year by Cohort Status

	Began	Retained	Retention Rate
Beginner	21	12	57.1%
Transfer	14	6	42.9%
	35	18	51.4%



Retention Rates by Selected Characteristics

All Beginners

By Credit Hours

Full Time	19	11	57.9%
Part Time	2	1	50.0%

By Ethnicity

African Am.			
Hispanic			
Other	21	12	57.1%

By Sex

Male	8	4	50.0%
Female	13	8	61.5%

By First Semester GPA

3.0-4.0	6	5	83.3%
2.0-2.99	4	3	75.0%
<2.0	11	4	36.4%

By Age at Time of Entry

<20	16	10	62.5%
20-21	1		
22-24	2	1	50.0%
25+	2	1	50.0%

By Combined SAT Scores Ranges

1200+	3	3	100.0%
800-1190	11	5	45.5%
400-790	1	1	100.0%
No SAT	6	3	50.0%

By HS Rank Ranges

Top 10%			
11-25%	3	1	33.3%
26-50%	6	5	83.3%
Bottom 50%	10	6	60.0%

All Transfers

By Credit Hours

Full Time	7	3	42.9%
Part Time	7	3	42.9%

By Ethnicity

African Am.			
Hispanic	1	1	100.0%
Other	13	5	38.5%

By Sex

Male	4	1	25.0%
Female	10	5	50.0%

By First Semester GPA

3.0-4.0	3	3	100.0%
2.0-2.99	4	3	75.0%
<2.0	7		0.0%

By Age at Time of Entry

<20	1		0.0%
20-21	3	2	66.7%
22-24	4		0.0%
25+	6	4	66.7%

By Combined SAT Scores Ranges

1200+			
800-1190	2	1	50.0%
400-790			
No SAT	12	5	41.7%

By HS Rank Ranges

Top 10%			
11-25%			
26-50%			
Bottom 50%	2	1	50.0%

**4078 Cohort
SOAS1 - Sciences**

IU Kokomo

Persistence to Second Year by Cohort Status

	Began	Retained	Retention Rate
Beginner	37	15	40.5%
Transfer	9	4	44.4%
	46	19	41.3%

* Includes Informatics

Retention Rates by Selected Characteristics

All Beginners

By Credit Hours

Full Time	32	14	43.8%
Part Time	5	1	20.0%

By Ethnicity

African Am.	2	1	50.0%
Hispanic	3	2	66.7%
Other	32	12	37.5%

By Sex

Male	20	9	45.0%
Female	17	6	35.3%

By First Semester GPA

3.0-4.0	2	1	50.0%
2.0-2.99	13	12	92.3%
<2.0	22	2	9.1%

By Age at Time of Entry

<20	30	13	43.3%
20-21	3		
22-24	3	2	66.7%
25+	1		

By Combined SAT Scores Ranges

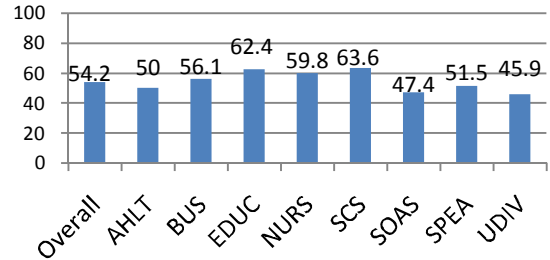
1200+	1	1	100.0%
800-1190	22	9	40.9%
400-790	4	1	25.0%
No SAT	10	4	40.0%

By HS Rank Ranges

Top 10%			
11-25%	6	3	50.0%
26-50%	14	8	57.1%
Bottom 50%	11	1	9.1%

Degrees Awarded

Retention Percentage



All Transfers

By Credit Hours

Full Time	3	1	33.3%
Part Time	6	3	50.0%

By Ethnicity

African Am.			
Hispanic	1		0.0%
Other	8	4	50.0%

By Sex

Male	7	3	42.9%
Female	2	1	50.0%

By First Semester GPA

3.0-4.0	4	2	50.0%
2.0-2.99	4	2	50.0%
<2.0	1		0.0%

By Age at Time of Entry

<20			
20-21			
22-24	1	1	100.0%
25+	8	3	37.5%

By Combined SAT Scores Ranges

1200+			
800-1190			
400-790			
No SAT	9	4	44.4%

By HS Rank Ranges

Top 10%			
11-25%			
26-50%			
Bottom 50%			

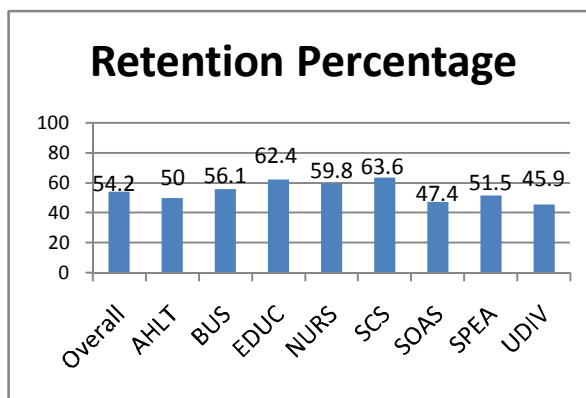
Degrees Awarded

**4078 Cohort
SOAS1 - Humanities**

IU Kokomo

Persistence to Second Year by Cohort Status

	Began	Retained	Retention Rate
Beginner	39	22	56.4%
Transfer	12	4	33.3%
	51	26	51.0%



Retention Rates by Selected Characteristics

All Beginners

By Credit Hours

Full Time	34	20	58.8%
Part Time	5	2	40.0%

By Ethnicity

African Am.	1		
Hispanic	2	2	100.0%
Other	36	20	55.6%

By Sex

Male	23	12	52.2%
Female	16	10	62.5%

By First Semester GPA

3.0-4.0	9	8	88.9%
2.0-2.99	12	9	75.0%
<2.0	18	5	27.8%

By Age at Time of Entry

<20	33	20	60.6%
20-21	4	1	25.0%
22-24	1		0.0%
25+	1	1	100.0%

By Combined SAT Scores Ranges

1200+	3	3	100.0%
800-1190	22	12	54.5%
400-790	2	1	50.0%
No SAT	12	6	50.0%

By HS Rank Ranges

Top 10%	1	1	100.0%
11-25%	4	3	75.0%
26-50%	14	11	78.6%
Bottom 50%	17	5	29.4%

Degrees Awarded

All Transfers

By Credit Hours

Full Time	9	3	33.3%
Part Time	3	1	33.3%

By Ethnicity

African Am.			
Hispanic			
Other	12	4	33.3%

By Sex

Male	4	1	25.0%
Female	8	3	37.5%

By First Semester GPA

3.0-4.0	5	3	60.0%
2.0-2.99			
<2.0	7	1	14.3%

By Age at Time of Entry

<20	1		
20-21	6	1	16.7%
22-24	3	2	66.7%
25+	2	1	50.0%

By Combined SAT Scores Ranges

1200+			
800-1190	3	1	33.3%
400-790			
No SAT	9	3	33.3%

By HS Rank Ranges

Top 10%			
11-25%			
26-50%			
Bottom 50'	3	2	66.7%

Degrees Awarded

4078 Cohort

SPEA1

IU Kokomo

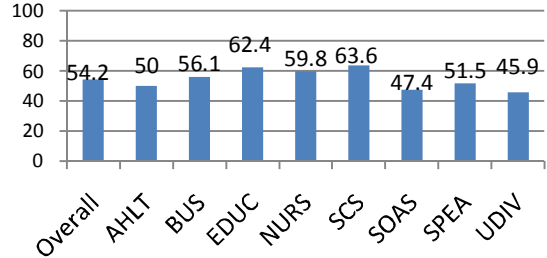
Persistence to Second Year by Cohort Status

	Began	Retained	Retention Rate
Beginner	23	11	47.8%
Transfer	10	6	60.0%
	33	17	51.5%

Retention Rates by Selected Characteristics

All Beginners			
By Credit Hours			
Full Time	17	7	41.2%
Part Time	6	4	66.7%
By Ethnicity			
African Am.			
Hispanic	2	2	100.0%
Other	21	9	42.9%
By Sex			
Male	16	7	43.8%
Female	7	4	57.1%
By First Semester GPA			
3.0-4.0			
2.0-2.99	11	7	63.6%
<2.0	12	4	33.3%
By Age at Time of Entry			
<20	17	8	47.1%
20-21	3	1	33.3%
22-24	2	1	50.0%
25+	1	1	100.0%
By Combined SAT Scores Ranges			
1200+			
800-1190	11	4	36.4%
400-790	2	2	100.0%
No SAT	10	5	50.0%
By HS Rank Ranges			
Top 10%			
11-25%	1	1	100.0%
26-50%	4	2	50.0%
Bottom 50%	16	7	43.8%
Degrees Awarded			

Retention Percentage



All Transfers

All Transfers			
By Credit Hours			
Full Time	8	5	62.5%
Part Time	2	1	50.0%
By Ethnicity			
African Am.			
Hispanic			
Other	10	6	60.0%
By Sex			
Male	5	3	60.0%
Female	5	3	60.0%
By First Semester GPA			
3.0-4.0	2	1	50.0%
2.0-2.99	4	3	75.0%
<2.0	4	2	50.0%
By Age at Time of Entry			
<20	1	1	100.0%
20-21	2	1	50.0%
22-24	2	2	100.0%
25+	5	2	40.0%
By Combined SAT Scores Ranges			
1200+	1		0.0%
800-1190			
400-790			
No SAT	9	6	66.7%
By HS Rank Ranges			
Top 10%	1		
11-25%			
26-50%			
Bottom 50%	1	1	100.0%
Degrees Awarded			

4078 Cohort

UDIV1

IU Kokomo

Persistence to Second Year by Cohort Status

	Began	Retained	Retention Rate
Beginner	77	35	45.5%
Transfer	8	4	50.0%
Total	85	39	45.9%

Retention Rates by Selected Characteristics

All Beginners

By Credit Hours

Full Time	67	49	73.1%
Part Time	10	5	50.0%

By Ethnicity

African Am.	2	1	50.0%
Hispanic	2	2	100.0%
Other	73	51	69.9%

By Sex

Male	39	26	66.7%
Female	38	28	73.7%

By First Semester GPA

3.0-4.0	21	20	95.2%
2.0-2.99	21	19	90.5%
<2.0	35	15	42.9%

By Age at Time of Entry

<20	62	48	77.4%
20-21	5	1	20.0%
22-24	2	1	50.0%
25+	1		0.0%

By Combined SAT Scores Ranges

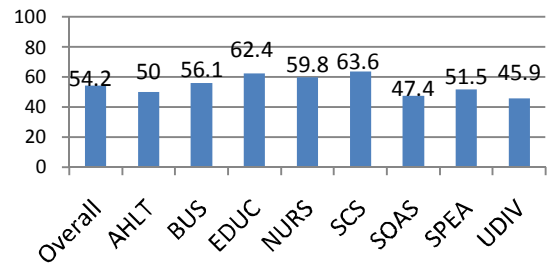
1200+	2	2	100.0%
800-1190	48	40	83.3%
400-790	6	3	50.0%
No SAT	21	9	42.9%

By HS Rank Ranges

Top 10%	2	2	100.0%
11-25%	12	10	83.3%
26-50%	23	20	87.0%
Bottom 50%	28	16	57.1%

Degrees Awarded

Retention Percentage



All Transfers

By Credit Hours

Full Time	6	2	33.3%
Part Time	2	2	100.0%

By Ethnicity

African Am.			
Hispanic			
Other	8	4	50.0%

By Sex

Male	3	2	66.7%
Female	5	2	40.0%

By First Semester GPA

3.0-4.0	3	1	33.3%
2.0-2.99	1	1	100.0%
<2.0	4	2	50.0%

By Age at Time of Entry

<20	1		
20-21	6	4	66.7%
22-24	1		
25+			

By Combined SAT Scores Ranges

1200+			
800-1190	2	2	100.0%
400-790			
No SAT	6	2	33.3%

By HS Rank Ranges

Top 10%			
11-25%			
26-50%	3	2	66.7%
Bottom 50%	2		0.0%

Degrees Awarded