

### The Institutional Origins of IU Transfer Students

This report examines the institutional origins and campus destinations of all calendar year 2006 external transfers to IU. As opposed to those students who transfer between IU campuses (intercampus transfer), external transfers are those students who transfer to IU from other colleges and universities in the U.S. and abroad. The impetus for assembling this information came from a prior request relating to the mode of entry for those students who were new to IU (see one-page attachment to this report). The response to that initial request stimulated a follow-up question regarding the postsecondary institutional origins of external transfers.

As you review the profiles of the IU-managed campuses on the following pages, it is useful to keep in mind the proportion of new students at each campus that external transfers represent as compared to the traditional fall semester first-time-in-college (FTIC) cohort. Toward that end, we summarize those proportions in this introductory note:

Campus	Traditional Cohort (Fall FTIC)		Calendar Year 2006 External Transfers	
	Number	% of Annual New UGrads	Number	% of Annual New UGrads
Bloomington	7,218	79%	1,224	13%
IUPUI	2,527	36%	3,009	43%
East	228	33%	234	34%
Kokomo	331	37%	305	34%
Northwest	562	36%	488	32%
South Bend	779	36%	824	38%
Southeast	733	40%	761	41%

*Note. In addition to these two groups, annual new undergraduates also include part-time FTIC students who begin in the fall, full- or part-time FTIC student who begin in the spring, and intercampus transfers.*

For IUPUI and the regional campuses, external transfers represent as large or a larger proportion of new students as the traditional cohort of fall semester, first-time, full-time college matriculants. Although a minority for the Bloomington campus, external transfers comprise a large number of entering students. The pages that follow provide more details on the institutional backgrounds for this significant component of Indiana University's undergraduate teaching mission.

We welcome your questions, comments and suggestions: [upira@indiana.edu](mailto:upira@indiana.edu); (812) 856-0850

## Highlights of 2006 IU External Transfer Student Origins

This report considers the originating institution and destination IU campus for all undergraduate, degree seeking students who transferred to an IU campus in calendar year 2006 (Spring, Summer, and Fall). This does not include intercampus transfers who moved from one IU campus to another, but only “external transfers” who never previously attended an IU campus. Students who transfer to IU during the Summer are counted as external transfers only if they reenroll at IU the subsequent Fall.

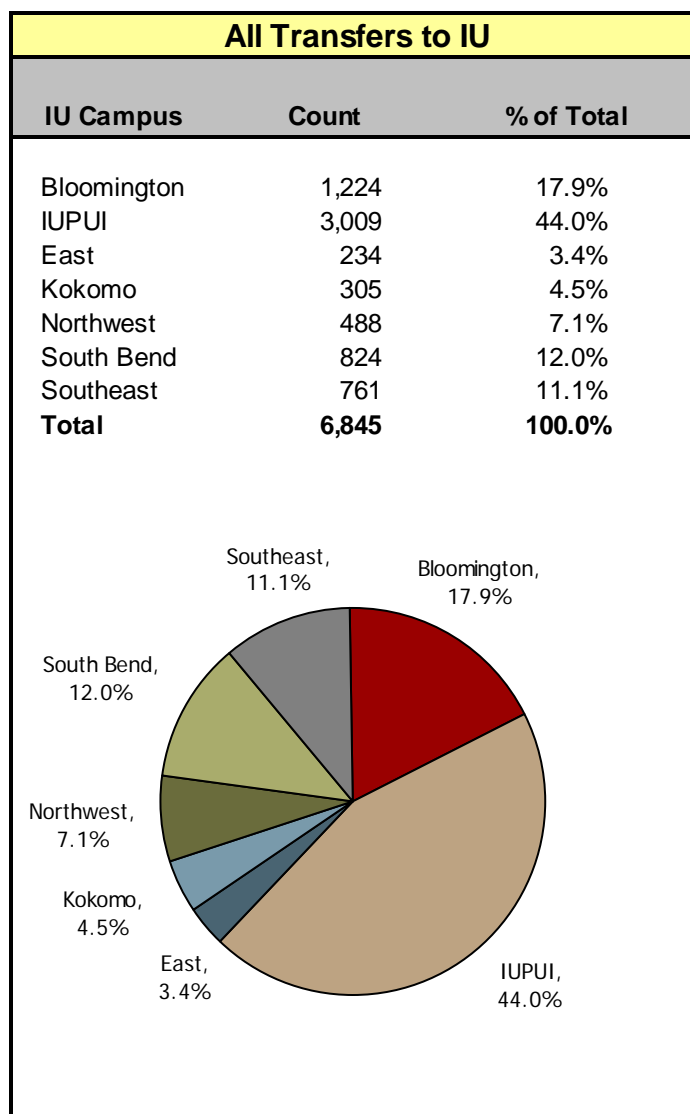
Close to one half (44.0%) of all 2006 student transfers to IU enrolled at IUPUI. Although Bloomington enrolls a relatively small proportion of transfer students compared to first-time-in college students, its large size made it the second largest destination campus for transfers, accounting for 17.9% of all IU external transfers.

Among the regional campuses, the proportion of transfers follows closely with campus size. The two largest regional campuses, South Bend and Southeast, accounted for 12.0% and 11.1% of IU transfers, respectively. Northwest, which is next in size enrolled 7.1%, and the two smallest regional campuses, Kokomo and East, enrolled the smallest proportion, 4.5% and 3.4%, respectively.

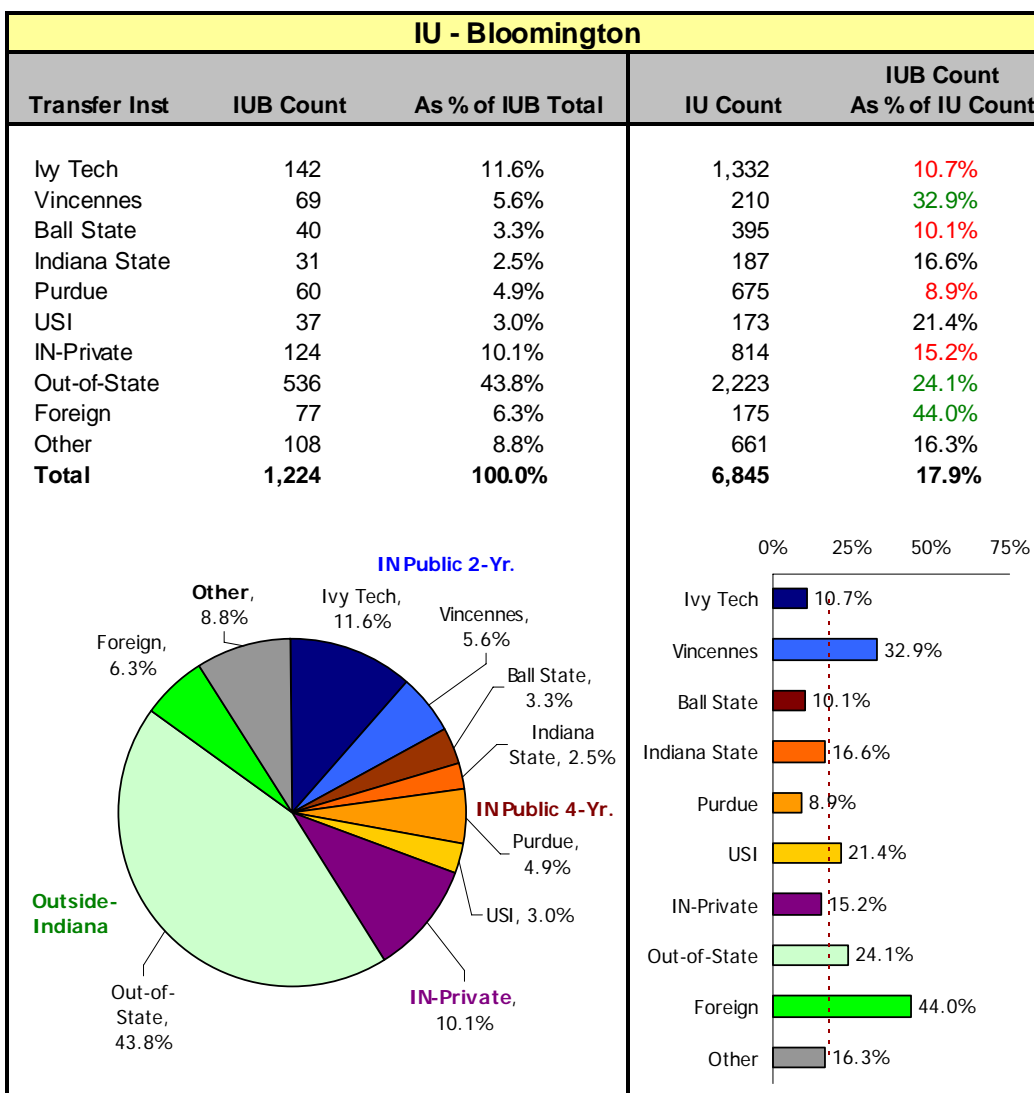
There is considerable variability across campuses regarding the originating institutions of external transfer students. At Bloomington and Southeast, the largest group of transfer students is from out-of-state. At Kokomo and East, on the other hand, the largest group of transfer students is from Indiana’s two-year sector and especially Ivy Tech. At IUPUI, Northwest, and South Bend, most transfer students originate from the Indiana four-year sector.

The share of transfer students from the originating or “feeder” institutions that each campus enrolls also varies across IU campuses. IUPUI enrolls the largest share of students from every sector except one: foreign transfers, among which Bloomington enrolls 44.0% compared to 41.7% for IUPUI and the remaining 14.3% across the regional campuses. Much of the variation across regional campuses appears to be related to their location. For example, East enrolls a disproportionately large share of transfers from Ivy Tech and Ball State, which have campuses in the near vicinity. Northwest receives a disproportionately large share of transfers from Purdue, likely due to the nearby Calumet and not too distant North Central campuses. The large share of private school transfers who enroll at South Bend may well reflect the relatively large number of private universities in its service region, and the large share of out-of-state transfers who enroll at Southeast largely reflects its location on the Indiana/Kentucky border and the tuition reciprocity agreements that are in place between the two states.

The remainder of this report provides a profile of the external transfer population on each IU-managed campus.



**Transfers to Indiana University, Calendar Year 2006 (Spring, Summer and Fall)**  
By IU Campus According to Feeder Institution



Notes. Percentages in the far right column that are highlighted in green/red represent cases where IUB's share of IU's transfer students from a particular institution or sector are notably greater/lower than IUB's share of all IU transfer students. Notable differences are determined by a statistical test of significance ( $p < .05$ ). The red dotted line in the lower right figure represents the percentage of all IU transfer students enrolled at IUB: 17.9%.

During the 2006 calendar year, IU Bloomington enrolled 17.9% of IU's transfer students, second only to IUPUI.

Students who previously attended college out-of-state comprise 43.8% of all transfer students at IUB, representing the largest segment of transfer students on the campus. IUB enrolled 24.1% of all students who transfer to IU from out-of-state institutions, just under IUPUI's share at 28.8% and just over IUS's share at 22.7%. IUB's share of out-of-state transfer students is notably greater than its share of all IU transfer students.

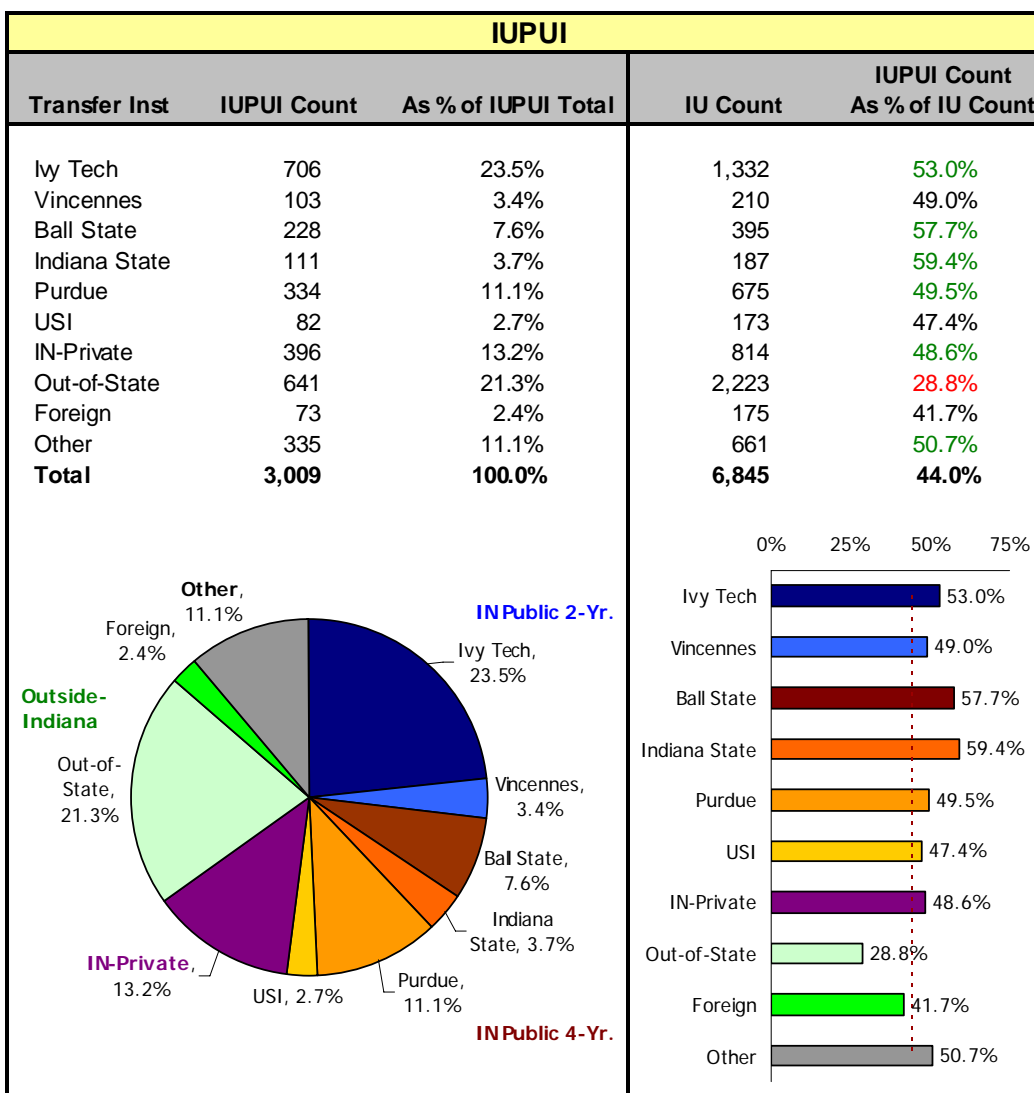
Students who attended college in another country prior to enrolling at IU comprise 6.3% of all transfer students at IUB, and this is the largest representation of international transfer students on any of the IU campuses. IUB enrolled 44.0% of all transfers to IU from other countries, just over IUPUI's share at 41.7% of these students. IUB's share of IU's foreign transfer students far exceeds its share of all IU transfer students.

Roughly one-quarter of all students who transfer to IUB previously attended another four-year institution within the state. The majority of these students attended another public university prior to enrolling at IU. With the exception of USI, IUB's share of IU's transfer students from Indiana's four-year institutions falls below its share of all IU transfer students.

Approximately one-sixth of transfer students at IUB are from two-year institutions in the state. Although students from Ivy Tech represent the majority of these students, IUB enrolled about one-third of all students at IU who transfer from Vincennes. IUB's share of transfer students from Vincennes is significantly greater than its share of all IU transfer students, whereas IUB's share of transfer students from Ivy Tech falls below its share of all IU transfer students.

### Transfers to Indiana University, Calendar Year 2006 (Spring, Summer and Fall)

By IU Campus According to Feeder Institution



Notes. Percentages in the far right column that are highlighted in green/red represent cases where IUPUI's share of IU's transfer students from a particular institution or sector are notably greater/lower than IUPUI's share of all IU transfer students. Notable differences are determined by a statistical test of significance ( $p < .05$ ). The red dotted line in the lower right figure represents the percentage of all IU transfer students enrolled at IUPUI: 44.0%.

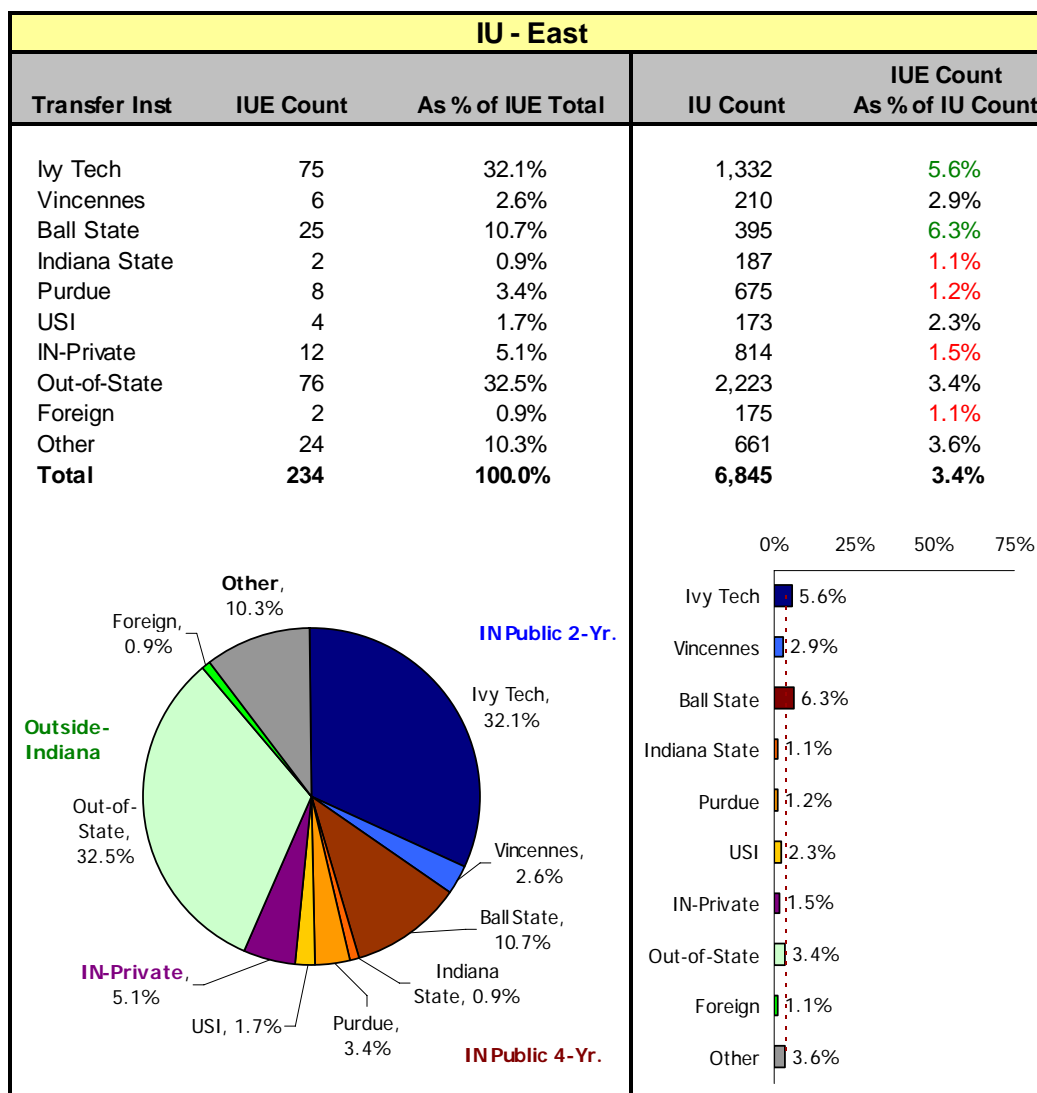
IUPUI enrolled 44.0% of IU's transfer students during calendar year 2006, having the largest share of transfer students among any of the IU campuses.

Over one-third of all transfer students at IUPUI previously attended four-year institutions within the state of Indiana, with the majority of these students having attended public universities. Among the IU campuses, IUPUI is the biggest draw among transfer students from the Indiana four-year college sector, enrolling between 47.4% to 59.4% of all IU transfers from Indiana four-year public institutions and 48.6% of all IU transfers from Indiana four-year private institutions. IUPUI's share of students within this sector exceeds its share of all IU transfer students.

Students who transferred from two-year institutions within the state of Indiana comprise just over one-quarter of all transfer students at IUPUI, with the majority of these students having previously attended Ivy Tech. IUPUI enrolled roughly half of all IU students who transferred from this sector, more than any other IU campus, and IUPUI's share of students within this sector exceeds its share of all IU transfer students.

Between one-fifth and one-fourth of all students who transfer to IUPUI previously attended college outside the state of Indiana. Compared to IUB, IUPUI enrolled a slightly greater share of students who previously attended college out-of-state (28.8%, compared to 24.1% at IUB), and enrolled a slightly lower share of transfer students from outside the country (41.7% compared to 44.0% at IUB). IUPUI's share of out-of-state transfer students falls somewhat short of its share of all IU transfer students, however.

**Transfers to Indiana University, Calendar Year 2006 (Spring, Summer and Fall)**  
By IU Campus According to Feeder Institution



Notes. Percentages in the far right column that are highlighted in green/red represent cases where IUEs share of IU's transfer students from a particular institution or sector are notably greater/lower than IUE's share of all IU transfer students. Notable differences are determined by a statistical test of significance ( $p < .05$ ). The red dotted line in the lower right figure represents the percentage of all IU transfer students enrolled at IUE: 3.4%.

During the 2006 calendar year, IU East enrolled 3.4% of IU's transfer students, the lowest among the IU campuses, but consistent with its size.

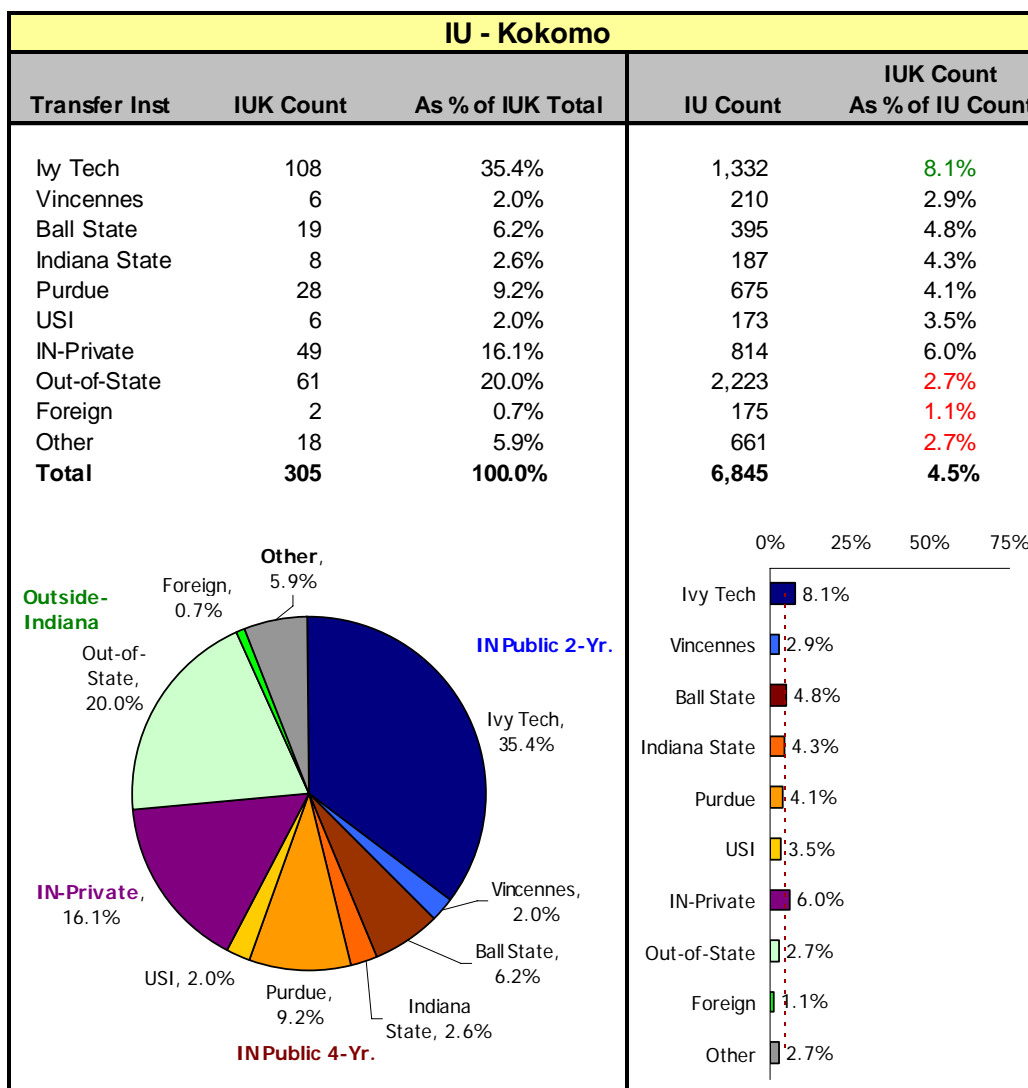
Just over one-third of all students who transfer to IUE hailed from institutions within the Indiana two-year college sector, and almost all of these students previously attended Ivy Tech.

The representation of transfer students from the two-year college sector is only slightly greater than the representation of students who transferred to IUE from outside the state of Indiana, which comprised a third of all IUE transfer students. The clear majority of these students are from another institution within the U.S., and, given the regional focus of IUE, it can be assumed that most of these students previously attended an institution in the state of Ohio.

A little over one-fifth of IUE's transfer students are from the Indiana four-year college sector, and the majority of these students previously attended public institutions. Approximately 11% of IUE transfer students previously attended Ball State, and this representation is likely due to its proximity to the IUE campus.

Given its smaller size, IUE enrolled between 1.1% and 6.3% of IU transfer students depending on the particular IUE institution or sector from which students hailed. Relative to its share of all IU transfer students, IUE enrolled disproportionately larger shares of IU transfer students from Ivy Tech and Ball State. Again, this is likely due to the proximity of an Ivy Tech campus and Ball State to IUE.

### Transfers to Indiana University, Calendar Year 2006 (Spring, Summer and Fall) By IU Campus According to Feeder Institution



*Notes. Percentages in the far right column that are highlighted in green/red represent cases where IUK's share of IU's transfer students from a particular institution or sector are notably greater/lower than IUK's share of all IU transfer students. Notable differences are determined by a statistical test of significance ( $p < .05$ ). The red dotted line in the lower right figure represents the percentage of all IU transfer students enrolled at IUK: 4.5%.*

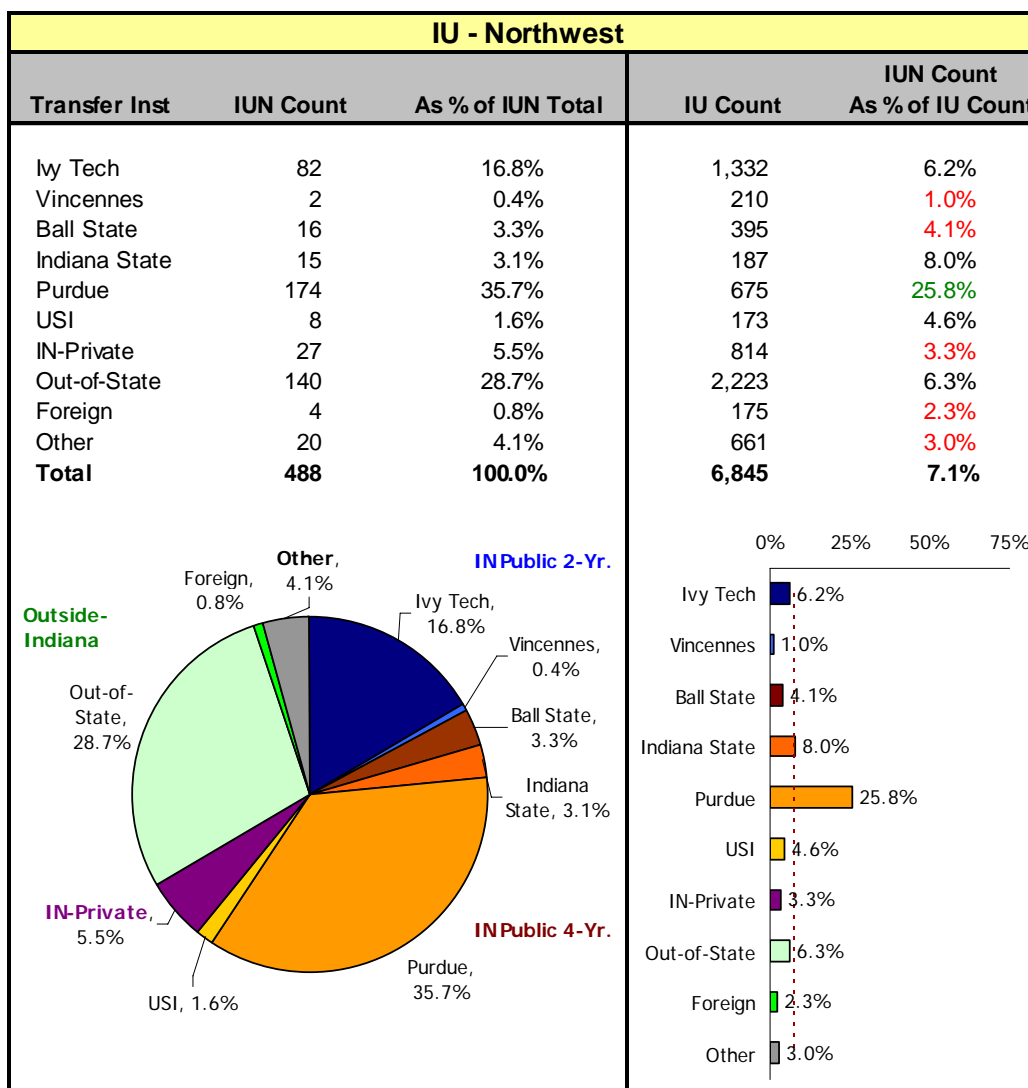
IU Kokomo enrolled 4.5% of IU's transfer students during the 2006 calendar year.

A little less than two-fifths of all students who transfer to IUK previously attended institutions within the Indiana two-year college sector, and a clear majority of these students previously attended Ivy Tech. At IUK the number of transfer students from Ivy Tech alone is roughly equal to the number of transfer students from Indiana's four-year college sector. IUK's share of IU transfer students from Ivy Tech (at 8.1%) is notably greater than the campus' share of all IU transfer students.

The majority of students who transfer to IUK from Indiana's four-year college sector previously attended public institutions. Among the IU campuses, however, IUK is second only to IUSB with regard to the proportion of its transfer students that hail from Indiana private institutions (at 16.1%, compared to IUSB's 22.3%). Given its size, IUK attracts only 6.0% of IU's transfer students from private institutions, and this share is nominally, but not significantly, larger than the campus' share of all IU transfer students.

Students who transferred to IUK from outside the state of Indiana comprise roughly one-fifth of all IUK transfer students, and the majority of these students attended college at another institution in the U.S. IUK's share of out-of-state transfer students is the lowest among the regional campuses, but this is expected given the campuses regional focus and its location in the central part of the state.

**Transfers to Indiana University, Calendar Year 2006 (Spring, Summer and Fall)**  
By IU Campus According to Feeder Institution



*Notes. Percentages in the far right column that are highlighted in green/red represent cases where IUN's share of IU's transfer students from a particular institution or sector are notably greater/lower than IUN's share of all IU transfer students. Notable differences are determined by a statistical test of significance ( $p < .05$ ). The red dotted line in the lower right figure represents the percentage of all IU transfer students enrolled at IUN: 7.1%.*

IU Northwest enrolled 7.1% of IU's transfer students during calendar year 2006.

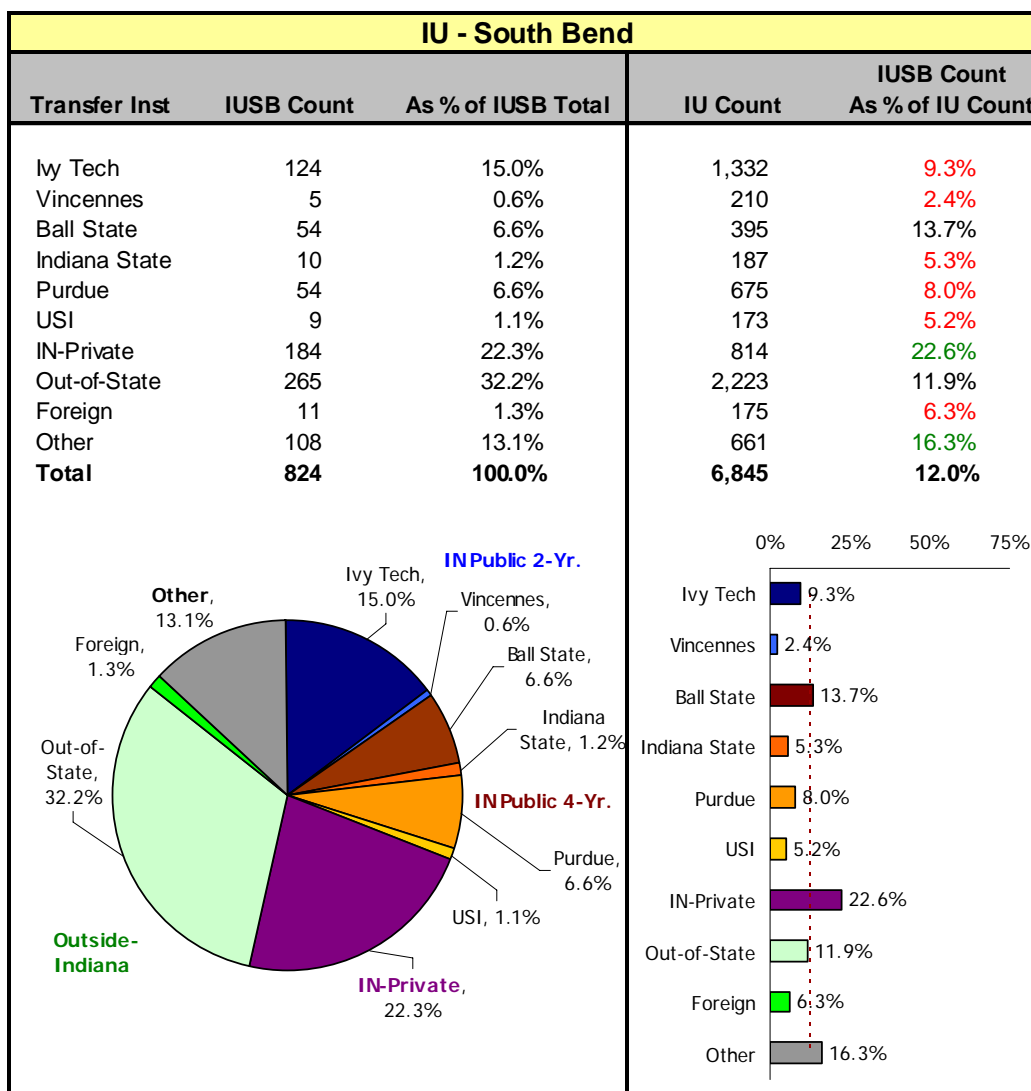
A little less than one-half of all students who transferred to IUN previously attended an institution within Indiana's four-year college sector. A clear majority of these transfer students hailed from a public institution, and most previously attended Purdue. IUN enrolled 25.8% of all IU transfer students from Purdue, second only to IUPUI (which enrolled 49.5% of these students). Transfers to the IUN campus from Purdue are likely from the Calumet campus, given the proximity of the two campuses and the regional focus of IUN.

A little under one-third of all transfer students at IUN are from outside the state of Indiana, and the clear majority of these students are from other institutions within the U.S. Given the regional focus of the campus, many of these students likely attended college in the state of Illinois before transferring to IUN.

Approximately one-sixth of IUN's transfer students are from Indiana's two-year college sector. The majority of these students attended Ivy Tech before transferring to IUN.

## Transfers to Indiana University, Calendar Year 2006 (Spring, Summer and Fall)

By IU Campus According to Feeder Institution



Notes. Percentages in the far right column that are highlighted in green/red represent cases where IUSB's share of IU's transfer students from a particular institution or sector are notably greater/lower than IUSB's share of all IU transfer students. Notable differences are determined by a statistical test of significance ( $p < .05$ ). The red dotted line in the lower right figure represents the percentage of all IU transfer students enrolled at IUSB: 12.0%.

During the 2006 calendar year, IU South Bend enrolled 12.0% of IU's transfer students.

A little less than two-fifths of all transfer students at IUSB previously attended a four-year institution within the state of Indiana, with the majority of these students having hailed from a private institution. IUSB attracts 22.6% of all IU transfer students from Indiana private institutions, second among the IU campuses only to IUPUI (at 48.6% of these students). This draw from Indiana private institutions is likely due to IUSB's proximity to a number of private institutions in the northern part of the state.

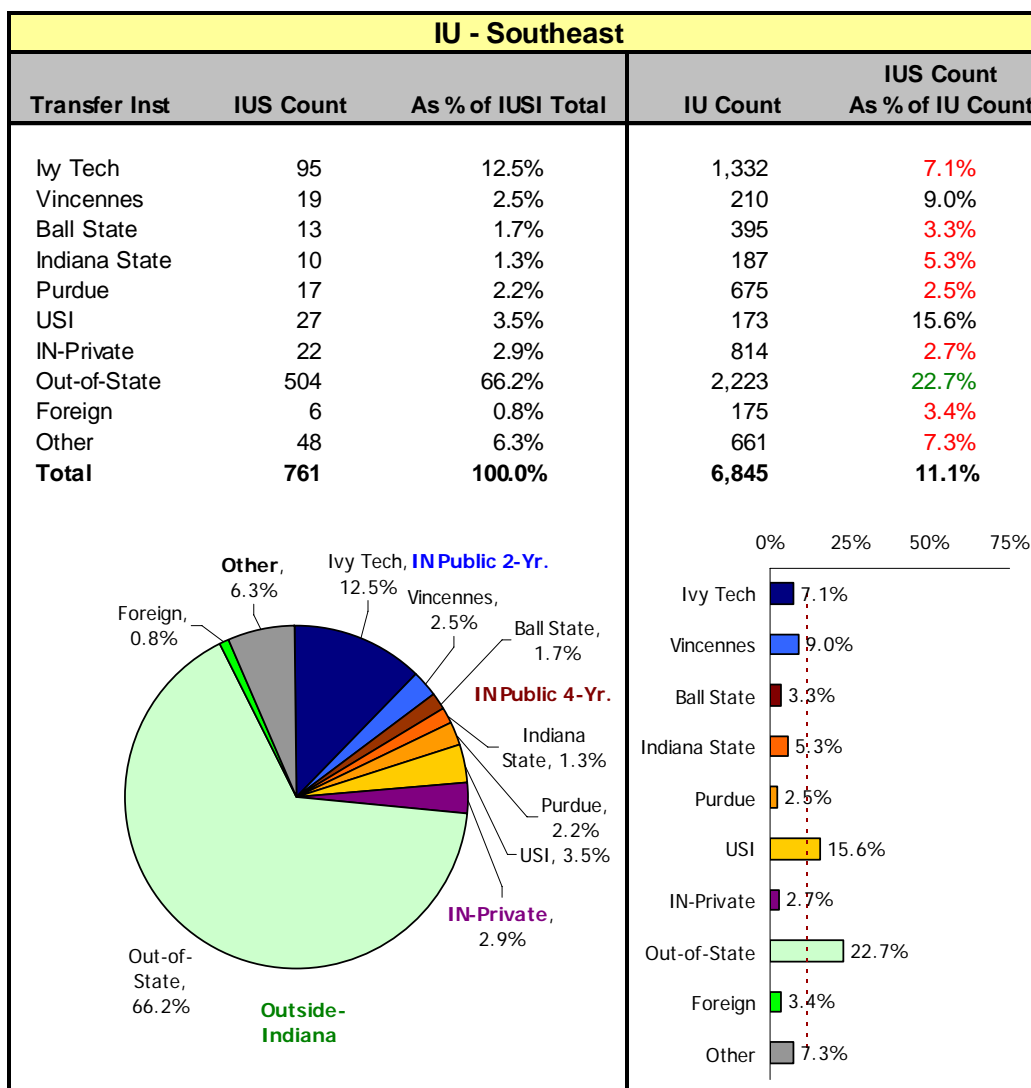
A little over a third of IUSB's transfer students hailed from institutions located outside the state of Indiana. The clear majority of these students attended institutions in the U.S., and given both IUSB's location along the Indiana border and its regional focus, many of these transfer students likely attended institutions within the state of Michigan.

About 16.0% of all transfer students at IUSB previously attended an institution within the state's two-year college sector. The majority of these students previously attended Ivy Tech.



## Transfers to Indiana University, Calendar Year 2006 (Spring, Summer and Fall)

By IU Campus According to Feeder Institution



Notes. Percentages in the far right column that are highlighted in green/red represent cases where IUS's share of IU's transfer students from a particular institution or sector are notably greater/lower than IUS's share of all IU transfer students. Notable differences are determined by a statistical test of significance ( $p < .05$ ). The red dotted line in the lower right figure represents the percentage of all IU transfer students enrolled at IUS: 11.1%.

During calendar year 2006, IU Southeast enrolled 11.1% of IU's transfer students.

Just over two-thirds of all transfer students at IUS are from outside the state of Indiana, and the clear majority of these students are from other institutions within the U.S. Given the regional focus of the campus, many of these students likely attended college previously in the state of Kentucky. Students who previously attended college out-of-state comprise 66.2% of the transfer students at IUS, representing the largest segment of all transfer students on the campus. IUS enrolled 22.7% of all students who transfer to IU from out-of-state institutions, less than only IUPUI and IUB, which are much greater in size than IUS.

Students who previously attended a college within Indiana's two-year sector comprise 15.0% of all transfer students at IUS. Although the majority of these students previously attended Ivy Tech, IUS attracted 9.0% of all IU transfers from Vincennes, and this share is greater than the other regional campuses' shares of transfers from Vincennes. This is likely due to the proximity of Vincennes and IUS.

A little over one-tenth of all students who transfer to IUS previously attended another four-year institution in the state. The majority of these students attended another public institution prior to enrolling at IUS, and students who attended USI have the greatest representation among the students from this sector. IUS enrolled 15.6% of all students who transfer to IU from USI - again less than only IUPUI and IUB. This share of transfer students hailing from USI is likely due to the proximity of USI and IUS.

**Mode of Entry for New Students**

Calendar Year 2006 (Spring, Summer, and Fall)

	Fall First-Time Full-Time Students	All Other First-Time Students	Intercampus Transfers	External Transfers
Bloomington	79%	1%	7%	13%
IUPUI	36%	8%	13%	43%
East	33%	22%	12%	34%
Kokomo	37%	15%	14%	34%
Northwest	36%	18%	15%	32%
South Bend	36%	17%	10%	38%
Southeast	40%	11%	7%	41%

