

Screening questions - Method of reporting race and ethnicity for this component

Race/ethnicity question

Which method of reporting race and ethnicity will you use for this component?



NEW race/ethnicity categories (9 categories):

Notes:

- Report Hispanic/Latino individuals of any race as Hispanic/Latino
- Report race for non-Hispanic/Latino individuals only

Nonresident alien

Hispanic/Latino

American Indian or Alaska Native

Asian

Black or African American

Native Hawaiian or Other Pacific Islander

White

Two or more races

Race and ethnicity unknown



OLD race/ethnicity categories (7 categories):

Nonresident alien

Black, non-Hispanic

American Indian/Alaska Native

Asian/Pacific Islander

Hispanic

White, non-Hispanic

Race and ethnicity unknown



MIXTURE of new and old race/ethnicity categories (all 14 categories will show on each screen):

NEW categories:

Notes for NEW categories:

- Report Hispanic/Latino individuals of any race as Hispanic/Latino
- Report race for non-Hispanic/Latino individuals only

Hispanic/Latino

American Indian or Alaska Native

Asian

Black or African American

Native Hawaiian or Other Pacific Islander

White

Two or more races

OLD categories:

Black, non-Hispanic

American Indian/Alaska Native

Asian/Pacific Islander

Hispanic

White, non-Hispanic

Categories used in BOTH New and Old:

Nonresident alien

Race and ethnicity unknown

Institution: Indiana University-Kokomo (151333)

User ID: 88G2401

Part Selection

Completion of Part B (Enrollment of Students by Age) is optional this year.

Do you wish to complete Part B this year? If you select 'Yes', you will see Part B and be expected to complete the screens. If you select 'No', you will skip Part B.




Yes, I will complete Part B



No, I will not complete Part B

You may use the space below to provide context for the data you've reported above.



Institution: Indiana University-Kokomo (151333)

User ID: 88G2401

Fall Enrollment - CIPCODE Selection

Indicate which of the following fields of study are offered by your institution. Students are to be reported by their major field of study for the categories listed below. Fields for which enrollment was reported for Fall 2006 have already been checked; please make sure all listed fields offered by your institution are checked.

Undergraduate and graduate fields




13.0000 -- Education



14.0000 -- Engineering

- 26.0000 -- Biological and Biomedical Sciences
- 27.0000 -- Mathematics
- 40.0000 -- Physical Sciences
- 52.0000 -- Business, Management, Marketing, and Related Support Services
- None of the above

You may use the space below to provide context for the data you've reported above.



Institution: Indiana University-Kokomo (151333)

User ID: 88G2401

Part A - Fall Enrollment by race/ethnicity and gender

Enrollment as of the institution's official fall reporting date or as of October 15, 2008

CIPCODE: 99.0000 -- Summary

Students enrolled for <u>credit</u>	<u>Full-time undergraduate students</u>					Total, full-time undergraduate students
	<u>Degree/certificate-seeking</u>			Total	Non-degree/ non-certificate-seeking	
	<u>First-time</u>	<u>Transfer-in</u>	Other degree/certificate-seeking			
Men						
<u>Nonresident alien</u>	0	0	2		0	
<u>Black, non-Hispanic</u>	4	0	6		0	
<u>American Indian/Alaska Native</u>	0	0	4		0	
<u>Asian/Pacific Islander</u>	1	0	1		0	
<u>Hispanic</u>	4	0	8		0	
<u>White, non-Hispanic</u>	114	35	245		1	
<u>Race and ethnicity unknown</u>	6	2	9		1	
Total men prior year	148			447		448
Women						
<u>Nonresident alien</u>	0	0	2		0	
<u>Black, non-Hispanic</u>	7	3	14		1	

<u>American Indian/Alaska Native</u>	1	1	5	0
<u>Asian/Pacific Islander</u>	1	2	7	0
<u>Hispanic</u>	4	1	14	0
<u>White, non-Hispanic</u>	190	36	551	0
<u>Race and ethnicity unknown</u>	9	4	12	0
Total women prior year	234		934	935

**Total men +
women**

Institution: Indiana University-Kokomo (151333)

User ID: 88G2401

Part A - Fall Enrollment by race/ethnicity and gender

Enrollment as of the institution's official fall reporting date or as of October 15, 2008

CIPCODE: 13.0000 -- Education

Full-time undergraduate students

Students enrolled for credit	Degree/certificate-seeking				Non-degree/ non-certificate-seeking	Total, full-time undergraduate students
	First-time	Transfer-in	Other degree/certificate-seeking	Total		

Men

<u>Nonresident alien</u>	<input type="text"/>	<input type="text"/>	<input type="text"/>	<input type="text"/>	<input type="text"/>
<u>Black, non-Hispanic</u>	<input type="text"/>	<input type="text"/>	<input type="text"/>	<input type="text"/>	<input type="text"/>
<u>American Indian/Alaska Native</u>	<input type="text"/>	<input type="text"/>	<input type="text"/>	<input type="text"/>	<input type="text"/>
<u>Asian/Pacific Islander</u>	<input type="text"/>	<input type="text"/>	<input type="text"/>	<input type="text"/>	<input type="text"/>
<u>Hispanic</u>	<input type="text"/>	<input type="text"/>	<input type="text"/>	<input type="text"/>	<input type="text"/>
<u>White, non-Hispanic</u>	18	7	4	<input type="text"/>	0
<u>Race and ethnicity unknown</u>	<input type="text"/>	<input type="text"/>	<input type="text"/>	<input type="text"/>	<input type="text"/>

Women

<u>Nonresident alien</u>	<input type="text"/>	<input type="text"/>	<input type="text"/>	<input type="text"/>	<input type="text"/>
<u>Black, non-Hispanic</u>	0	0	1	<input type="text"/>	0
<u>American Indian/Alaska Native</u>	0	1	1	<input type="text"/>	0
<u>Asian/Pacific Islander</u>	<input type="text"/>	<input type="text"/>	<input type="text"/>	<input type="text"/>	<input type="text"/>
<u>Hispanic</u>	0	0	2	<input type="text"/>	0

<u>White, non-Hispanic</u>	32	9	126	0
<u>Race and ethnicity unknown</u>	1	1	4	0

Total men + women

Institution: Indiana University-Kokomo (151333)

User ID: 88G2401

Part A - Fall Enrollment by race/ethnicity and gender

Enrollment as of the institution's official fall reporting date or as of **October 15, 2008**

CIPCODE: 26.0000 -- Biological and Biomedical Sciences

	<u>Full-time undergraduate students</u>					
<u>Students enrolled for credit</u>	<u>Degree/certificate-seeking</u>			<u>Total</u>	Non-degree/ non-certificate-seeking	Total, full-time undergraduate students
	<u>First-time</u>	<u>Transfer-in</u>	Other degree/certificate-seeking			

Men

<u>Nonresident alien</u>				
<u>Black, non-Hispanic</u>				
<u>American Indian/Alaska Native</u>	0	0	1	0
<u>Asian/Pacific Islander</u>				
<u>Hispanic</u>				
<u>White, non-Hispanic</u>	4	1	8	0
<u>Race and ethnicity unknown</u>	0	0	2	0

Women

<u>Nonresident alien</u>				
<u>Black, non-Hispanic</u>				
<u>American Indian/Alaska Native</u>				
<u>Asian/Pacific Islander</u>	0	0	2	0
<u>Hispanic</u>	1	0	0	0
<u>White, non-Hispanic</u>	6	1	10	0
<u>Race and ethnicity unknown</u>	1	1	0	0

Total men + women

Institution: Indiana University-Kokomo (151333)

User ID: 88G2401

Part A - Fall Enrollment by race/ethnicity and gender

Enrollment as of the institution's official fall reporting date or as of **October 15, 2008**

CIPCODE: 27.0000 -- Mathematics and Statistics

	<u>Full-time undergraduate students</u>					
Students enrolled for credit	<u>Degree/certificate-seeking</u>			Total	Non-degree/ non-certificate-seeking	Total, full-time undergraduate students
	<u>First-time</u>	<u>Transfer-in</u>	Other degree/certificate-seeking			
Men						
<u>Nonresident alien</u>	<input type="text"/>	<input type="text"/>	<input type="text"/>	.	<input type="text"/>	.
<u>Black, non-Hispanic</u>	<input type="text"/>	<input type="text"/>	<input type="text"/>	.	<input type="text"/>	.
<u>American Indian/Alaska Native</u>	<input type="text"/>	<input type="text"/>	<input type="text"/>	.	<input type="text"/>	.
<u>Asian/Pacific Islander</u>	<input type="text"/>	<input type="text"/>	<input type="text"/>	.	<input type="text"/>	.

<u>Hispanic</u>	<input type="text"/>	<input type="text"/>	<input type="text"/>	<input type="text"/>
<u>White, non-Hispanic</u>	1	1	1	0
<u>Race/ethnicity unknown</u>	<input type="text"/>	<input type="text"/>	<input type="text"/>	<input type="text"/>

Women

<u>Nonresident alien</u>	<input type="text"/>	<input type="text"/>	<input type="text"/>	<input type="text"/>
<u>Black, non-Hispanic</u>	<input type="text"/>	<input type="text"/>	<input type="text"/>	<input type="text"/>
<u>American Indian/Alaska Native</u>	<input type="text"/>	<input type="text"/>	<input type="text"/>	<input type="text"/>
<u>Asian/Pacific Islander</u>	<input type="text"/>	<input type="text"/>	<input type="text"/>	<input type="text"/>
<u>Hispanic</u>	<input type="text"/>	<input type="text"/>	<input type="text"/>	<input type="text"/>
<u>White, non-Hispanic</u>	0	0	2	0
<u>Race/ethnicity unknown</u>	<input type="text"/>	<input type="text"/>	<input type="text"/>	<input type="text"/>

Total men + women

Institution: Indiana University-Kokomo (151333)

User ID: 88G2401

Part A - Fall Enrollment by race/ethnicity and gender

Enrollment as of the institution's official fall reporting date or as of **October 15, 2008**

CIPCODE: 40.0000 -- Physical Sciences

Students enrolled for credit	Full-time undergraduate students					Non-degree/ non-certificate- seeking	Total, full-time undergraduate students
	Degree/certificate-seeking			Total			
	First-time	Transfer-in	Other degree/certificate- seeking				
Men							
<u>Nonresident alien</u>	<input type="text"/>	<input type="text"/>	<input type="text"/>		<input type="text"/>		
<u>Black, non-Hispanic</u>	<input type="text"/>	<input type="text"/>	<input type="text"/>		<input type="text"/>		
<u>American Indian/Alaska Native</u>	<input type="text"/>	<input type="text"/>	<input type="text"/>		<input type="text"/>		
<u>Asian/Pacific Islander</u>	<input type="text"/>	<input type="text"/>	<input type="text"/>		<input type="text"/>		
<u>Hispanic</u>	<input type="text" value="1"/>	<input type="text" value="0"/>	<input type="text" value="0"/>		<input type="text" value="0"/>		
<u>White, non-Hispanic</u>	<input type="text" value="1"/>	<input type="text" value="0"/>	<input type="text" value="2"/>		<input type="text" value="0"/>		
<u>Race/ethnicity unknown</u>	<input type="text"/>	<input type="text"/>	<input type="text"/>		<input type="text"/>		

Women

<u>Nonresident alien</u>	<input type="text"/>	<input type="text"/>	<input type="text"/>	<input type="text"/>
<u>Black, non-Hispanic</u>	<input type="text"/>	<input type="text"/>	<input type="text"/>	<input type="text"/>
<u>American Indian/Alaska Native</u>	<input type="text"/>	<input type="text"/>	<input type="text"/>	<input type="text"/>
<u>Asian/Pacific Islander</u>	<input type="text"/>	<input type="text"/>	<input type="text"/>	<input type="text"/>
<u>Hispanic</u>	<input type="text"/>	<input type="text"/>	<input type="text"/>	<input type="text"/>
<u>White, non-Hispanic</u>	0	0	3	0
<u>Race/ethnicity unknown</u>	<input type="text"/>	<input type="text"/>	<input type="text"/>	<input type="text"/>

Total men + women

Institution: Indiana University-Kokomo (151333)

User ID: 88G2401

Part A - Fall Enrollment by race/ethnicity and gender

Enrollment as of the institution's official fall reporting date or as of **October 15, 2008**

CIPCODE: 52.0000 -- Business, Management, Marketing and Related Support Services

	<u>Full-time undergraduate students</u>						
Students enrolled for credit	<u>Degree/certificate-seeking</u>			Total	Non-degree/ non-certificate-seeking	Total, full-time undergraduate students	
	<u>First-time</u>	<u>Transfer-in</u>	Other degree/certificate-seeking				
Men							
<u>Nonresident alien</u>	0	0	2		0		
<u>Black, non-Hispanic</u>	1	0	2		0		
<u>American Indian/Alaska Native</u>							
<u>Asian/Pacific Islander</u>	0	0	1		0		
<u>Hispanic</u>	1	0	0		0		
<u>White, non-Hispanic</u>	21	8	69		0		
<u>Race/ethnicity unknown</u>	2	0	1		0		
Women							
<u>Nonresident alien</u>							
<u>Black, non-Hispanic</u>	0	0	1		0		
<u>American Indian/Alaska Native</u>	1	0	1		0		
<u>Asian/Pacific Islander</u>							

<u>Hispanic</u>	1	0	3	0
<u>White, non-Hispanic</u>	15	7	67	0
<u>Race/ethnicity unknown</u>	0	1	1	0

Total men + women

Institution: Indiana University-Kokomo (151333)

User ID: 88G2401

Part A - Fall Enrollment by race/ethnicity and gender

Enrollment as of the institution's official fall reporting date or as of **October 15, 2008**

CIPCODE: 99.0000 -- Summary

	<u>Part-time undergraduate students</u>					
	<u>Degree/certificate-seeking</u>				Non-degree/ non-certificate- seeking	Total, part-time undergraduate students
<u>Students enrolled for credit</u>	<u>First-time</u>	<u>Transfer-in</u>	Other degree/certificate- seeking	Total		

Men

<u>Nonresident alien</u>	1	0	1	0
<u>Black, non-Hispanic</u>	3	1	13	4
<u>American Indian/Alaska Native</u>				
<u>Asian/Pacific Islander</u>	0	1	2	2
<u>Hispanic</u>	2	0	5	3
<u>White, non-Hispanic</u>	20	10	171	126
<u>Race and ethnicity unknown</u>	2	1	10	10
Total men prior year	32		254	373

Women

<u>Nonresident alien</u>	2	1	1	0
<u>Black, non-Hispanic</u>	5	5	48	7
<u>American Indian/Alaska Native</u>	1	1	1	1
<u>Asian/Pacific Islander</u>	1	0	6	4
<u>Hispanic</u>	1	1	5	3
<u>White, non-Hispanic</u>	20	33	500	168
<u>Race and ethnicity unknown</u>	2	6	16	5

Total women prior year

22

752

940

Institution: Indiana University-Kokomo (151333)

User ID: 88G2401

Part A - Fall Enrollment by race/ethnicity and gender

Enrollment as of the institution's official fall reporting date or as of **October 15, 2008**

CIPCODE: 13.0000 -- Education

	<u>Part-time undergraduate students</u>					
<u>Students enrolled for credit</u>	<u>Degree/certificate-seeking</u>				<u>Non-degree/ non-certificate-seeking</u>	<u>Total, part-time undergraduate students</u>
	<u>First-time</u>	<u>Transfer-in</u>	<u>Other degree/certificate-seeking</u>	<u>Total</u>		
Men						
<u>Nonresident alien</u>	<input type="text"/>	<input type="text"/>	<input type="text"/>	.	<input type="text"/>	.
<u>Black, non-Hispanic</u>	<input type="text"/>	<input type="text"/>	<input type="text"/>	.	<input type="text"/>	.

<u>American Indian/Alaska Native</u>	<input type="text"/>	<input type="text"/>	<input type="text"/>	<input type="text"/>
<u>Asian/Pacific Islander</u>	<input type="text"/>	<input type="text"/>	<input type="text"/>	<input type="text"/>
<u>Hispanic</u>	0	0	1	0
<u>White, non-Hispanic</u>	0	3	16	0
<u>Race/ethnicity unknown</u>	0	0	3	0

Women

<u>Nonresident alien</u>	<input type="text"/>	<input type="text"/>	<input type="text"/>	<input type="text"/>
<u>Black, non-Hispanic</u>	0	1	0	0
<u>American Indian/Alaska Native</u>	<input type="text"/>	<input type="text"/>	<input type="text"/>	<input type="text"/>
<u>Asian/Pacific Islander</u>	<input type="text"/>	<input type="text"/>	<input type="text"/>	<input type="text"/>
<u>Hispanic</u>	<input type="text"/>	<input type="text"/>	<input type="text"/>	<input type="text"/>
<u>White, non-Hispanic</u>	4	5	44	0
<u>Race/ethnicity unknown</u>	<input type="text"/>	<input type="text"/>	<input type="text"/>	<input type="text"/>

Institution: Indiana University-Kokomo (151333)

User ID: 88G2401

Part A - Fall Enrollment by race/ethnicity and gender

Enrollment as of the institution's official fall reporting date or as of **October 15, 2008**

CIPCODE: 26.0000 -- Biological and Biomedical Sciences

Students enrolled for credit	Part-time undergraduate students					
	Degree/certificate-seeking				Non-degree/ non-certificate-seeking	Total, part-time undergraduate students
	First-time	Transfer-in	Other degree/certificate-seeking	Total		
Men						
<u>Nonresident alien</u>						
<u>Black, non-Hispanic</u>	1	0	1		0	
<u>American Indian/Alaska Native</u>						
<u>Asian/Pacific Islander</u>	0	0	1		0	
<u>Hispanic</u>	0	0	1		0	
<u>White, non-Hispanic</u>	0	1	5		0	
<u>Race and ethnicity unknown</u>						

Women

<u>Nonresident alien</u>	<input type="text"/>	<input type="text"/>	<input type="text"/>	<input type="text"/>
<u>Black, non-Hispanic</u>	<input type="text"/>	<input type="text"/>	<input type="text"/>	<input type="text"/>
<u>American Indian/Alaska Native</u>	<input type="text"/>	<input type="text"/>	<input type="text"/>	<input type="text"/>
<u>Asian/Pacific Islander</u>	<input type="text"/>	<input type="text"/>	<input type="text"/>	<input type="text"/>
<u>Hispanic</u>	<input type="text"/>	<input type="text"/>	<input type="text"/>	<input type="text"/>
<u>White, non-Hispanic</u>	0	1	4	0
<u>Race and ethnicity unknown</u>	<input type="text"/>	<input type="text"/>	<input type="text"/>	<input type="text"/>

Institution: Indiana University-Kokomo (151333)

User ID: 88G2401

Part A - Fall Enrollment by race/ethnicity and gender

Enrollment as of the institution's official fall reporting date or as of **October 15, 2008**

CIPCODE: 27.0000 -- Mathematics and Statistics

Part-time undergraduate students

Students enrolled for credit	Degree/certificate-seeking			Total	Non-degree/ non-certificate-seeking	Total, part-time undergraduate students
	First-time	Transfer-in	Other degree/certificate-seeking			

Men

<u>Nonresident alien</u>	<input type="text"/>	<input type="text"/>	<input type="text"/>	<input type="text"/>	<input type="text"/>	
<u>Black, non-Hispanic</u>	<input type="text"/>	<input type="text"/>	<input type="text"/>	<input type="text"/>	<input type="text"/>	
<u>American Indian/Alaska Native</u>	<input type="text"/>	<input type="text"/>	<input type="text"/>	<input type="text"/>	<input type="text"/>	
<u>Asian/Pacific Islander</u>	<input type="text"/>	<input type="text"/>	<input type="text"/>	<input type="text"/>	<input type="text"/>	
<u>Hispanic</u>	<input type="text"/>	<input type="text"/>	<input type="text"/>	<input type="text"/>	<input type="text"/>	
<u>White, non-Hispanic</u>	0	0	3	<input type="text"/>	0	
<u>Race and ethnicity unknown</u>	<input type="text"/>	<input type="text"/>	<input type="text"/>	<input type="text"/>	<input type="text"/>	

Women

<u>Nonresident alien</u>	<input type="text"/>	<input type="text"/>	<input type="text"/>	<input type="text"/>	<input type="text"/>	
<u>Black, non-Hispanic</u>	<input type="text"/>	<input type="text"/>	<input type="text"/>	<input type="text"/>	<input type="text"/>	
<u>American Indian/Alaska Native</u>	<input type="text"/>	<input type="text"/>	<input type="text"/>	<input type="text"/>	<input type="text"/>	
<u>Asian/Pacific Islander</u>	<input type="text"/>	<input type="text"/>	<input type="text"/>	<input type="text"/>	<input type="text"/>	
<u>Hispanic</u>	<input type="text"/>	<input type="text"/>	<input type="text"/>	<input type="text"/>	<input type="text"/>	
<u>White, non-Hispanic</u>	<input type="text"/>	<input type="text"/>	<input type="text"/>	<input type="text"/>	<input type="text"/>	

Race and ethnicity
unknown

Institution: Indiana University-Kokomo (151333)

User ID: 88G2401

Part A - Fall Enrollment by race/ethnicity and gender

Enrollment as of the institution's official fall reporting date or as of **October 15, 2008**

CIPCODE: 40.0000 -- Physical Sciences

	<u>Part-time undergraduate students</u>					
	<u>Degree/certificate-seeking</u>				Non-degree/ non-certificate- seeking	Total, part-time undergraduate students
<u>Students enrolled for credit</u>	<u>First-time</u>	<u>Transfer-in</u>	Other degree/certificate- seeking	Total		
Men						
<u>Nonresident alien</u>	<input type="text"/>	<input type="text"/>	<input type="text"/>		<input type="text"/>	
<u>Black, non-Hispanic</u>	<input type="text"/>	<input type="text"/>	<input type="text"/>		<input type="text"/>	

<u>American Indian/Alaska Native</u>	<input type="text"/>	<input type="text"/>	<input type="text"/>	<input type="text"/>
<u>Asian/Pacific Islander</u>	<input type="text"/>	<input type="text"/>	<input type="text"/>	<input type="text"/>
<u>Hispanic</u>	<input type="text"/>	<input type="text"/>	<input type="text"/>	<input type="text"/>
<u>White, non-Hispanic</u>	0	0	2	0
<u>Race and ethnicity unknown</u>	<input type="text"/>	<input type="text"/>	<input type="text"/>	<input type="text"/>

Women

<u>Nonresident alien</u>	<input type="text"/>	<input type="text"/>	<input type="text"/>	<input type="text"/>
<u>Black, non-Hispanic</u>	<input type="text"/>	<input type="text"/>	<input type="text"/>	<input type="text"/>
<u>American Indian/Alaska Native</u>	<input type="text"/>	<input type="text"/>	<input type="text"/>	<input type="text"/>
<u>Asian/Pacific Islander</u>	<input type="text"/>	<input type="text"/>	<input type="text"/>	<input type="text"/>
<u>Hispanic</u>	<input type="text"/>	<input type="text"/>	<input type="text"/>	<input type="text"/>
<u>White, non-Hispanic</u>	<input type="text"/>	<input type="text"/>	<input type="text"/>	<input type="text"/>
<u>Race and ethnicity unknown</u>	<input type="text"/>	<input type="text"/>	<input type="text"/>	<input type="text"/>

Institution: Indiana University-Kokomo (151333)

User ID: 88G2401

Part A - Fall Enrollment by race/ethnicity and gender

Enrollment as of the institution's official fall reporting date or as of **October 15, 2008**

CIPCODE: 52.0000 -- Business, Management, Marketing and Related Support Services

Students enrolled for credit	<u>Part-time undergraduate students</u>					
	<u>Degree/certificate-seeking</u>				Non-degree/ non-certificate-seeking	Total, part-time undergraduate students
	<u>First-time</u>	<u>Transfer-in</u>	Other degree/certificate-seeking	Total		
Men						
<u>Nonresident alien</u>						
<u>Black, non-Hispanic</u>	0	0	1		0	
<u>American Indian/Alaska Native</u>						
<u>Asian/Pacific Islander</u>	0	0	1		0	
<u>Hispanic</u>						
<u>White, non-Hispanic</u>	2	0	37		0	
<u>Race and ethnicity unknown</u>	0	0	2		0	

Women

<u>Nonresident alien</u>	<input type="text"/>	<input type="text"/>	<input type="text"/>	<input type="text"/>
<u>Black, non-Hispanic</u>	<input type="text" value="1"/>	<input type="text" value="0"/>	<input type="text" value="3"/>	<input type="text" value="0"/>
<u>American Indian/Alaska Native</u>	<input type="text" value="1"/>	<input type="text" value="0"/>	<input type="text" value="0"/>	<input type="text" value="0"/>
<u>Asian/Pacific Islander</u>	<input type="text"/>	<input type="text"/>	<input type="text"/>	<input type="text"/>
<u>Hispanic</u>	<input type="text"/>	<input type="text"/>	<input type="text"/>	<input type="text"/>
<u>White, non-Hispanic</u>	<input type="text" value="4"/>	<input type="text" value="1"/>	<input type="text" value="46"/>	<input type="text" value="0"/>
<u>Race and ethnicity unknown</u>	<input type="text" value="0"/>	<input type="text" value="1"/>	<input type="text" value="2"/>	<input type="text" value="0"/>

Institution: Indiana University-Kokomo (151333)

User ID: 88G2401

Part A - Fall Enrollment by race/ethnicity and gender

Enrollment as of the institution's official fall reporting date or as of October 15, 2008

CIPCODE: 99.0000 -- Summary

Graduate students

Students enrolled for <u>credit</u>	Total <u>full-time</u>	Total <u>part-time</u>
-------------------------------------	------------------------	------------------------

Men

<u>Nonresident alien</u>	<input type="text" value="0"/>	<input type="text" value="2"/>
<u>Black, non-Hispanic</u>	<input type="text" value="3"/>	<input type="text" value="1"/>
<u>American Indian/Alaska Native</u>	<input type="text" value="1"/>	<input type="text" value="0"/>
<u>Asian/Pacific Islander</u>	<input type="text" value="1"/>	<input type="text" value="2"/>
<u>Hispanic</u>	<input type="text"/>	<input type="text"/>
<u>White, non-Hispanic</u>	<input type="text" value="16"/>	<input type="text" value="35"/>
<u>Race and ethnicity unknown</u>	<input type="text" value="0"/>	<input type="text" value="2"/>

Total men prior year	15	43
----------------------	-----------	-----------

Women

<u>Nonresident alien</u>	<input type="text" value="0"/>	<input type="text" value="1"/>
<u>Black, non-Hispanic</u>	<input type="text" value="2"/>	<input type="text" value="2"/>
<u>American Indian/Alaska Native</u>	<input type="text" value="0"/>	<input type="text" value="1"/>
<u>Asian/Pacific Islander</u>	<input type="text"/>	<input type="text"/>
<u>Hispanic</u>	<input type="text"/>	<input type="text"/>

<u>White, non-Hispanic</u>	18	62
<u>Race and ethnicity unknown</u>	0	1
Total women prior year	26	55

Institution: Indiana University-Kokomo (151333)

User ID: 88G2401

Part A - Fall Enrollment by race/ethnicity and gender

Enrollment as of the institution's official fall reporting date or as of **October 15, 2008**

CIPCODE: 13.0000 -- Education

	<u>Graduate students</u>	
Students enrolled for <u>credit</u>	Total <u>full-time</u>	Total <u>part-time</u>
Men		
<u>Nonresident alien</u>		
<u>Black, non-Hispanic</u>	0	1

American Indian/Alaska Native

Asian/Pacific Islander

Hispanic

White, non-Hispanic

0

1

Race and ethnicity unknown

Women

Nonresident alien

Black, non-Hispanic

American Indian/Alaska Native

Asian/Pacific Islander

Hispanic

White, non-Hispanic

0

12

Race and ethnicity unknown

Institution: Indiana University-Kokomo (151333)

User ID: 88G2401

Part A - Fall Enrollment by race/ethnicity and gender

Enrollment as of the institution's official fall reporting date or as of **October 15, 2008**

CIPCODE: 26.0000 -- Biological and Biomedical Sciences

	<u>Graduate students</u>	
Students enrolled for <u>credit</u>	Total <u>full-time</u>	Total <u>part-time</u>
Men		
<u>Nonresident alien</u>	<input type="text"/>	<input type="text"/>
<u>Black, non-Hispanic</u>	<input type="text"/>	<input type="text"/>
<u>American Indian/Alaska Native</u>	<input type="text"/>	<input type="text"/>
<u>Asian/Pacific Islander</u>	<input type="text"/>	<input type="text"/>
<u>Hispanic</u>	<input type="text"/>	<input type="text"/>
<u>White, non-Hispanic</u>	<input type="text"/>	<input type="text"/>
<u>Race and ethnicity unknown</u>	<input type="text"/>	<input type="text"/>
.....		
Women		
<u>Nonresident alien</u>	<input type="text"/>	<input type="text"/>
<u>Black, non-Hispanic</u>	<input type="text"/>	<input type="text"/>

<u>American Indian/Alaska Native</u>		<input type="text"/>		<input type="text"/>
<u>Asian/Pacific Islander</u>		<input type="text"/>		<input type="text"/>
<u>Hispanic</u>		<input type="text"/>		<input type="text"/>
<u>White, non-Hispanic</u>		<input type="text"/>		<input type="text"/>
<u>Race and ethnicity unknown</u>		<input type="text"/>		<input type="text"/>

Institution: Indiana University-Kokomo (151333)

User ID: 88G2401

Part A - Fall Enrollment by race/ethnicity and gender

Enrollment as of the institution's official fall reporting date or as of October 15, 2008

CIPCODE: 27.0000 -- Mathematics and Statistics

	<u>Graduate students</u>	
Students enrolled for <u>credit</u>	Total <u>full-time</u>	Total <u>part-time</u>

Men

<u>Nonresident alien</u>		<input type="text"/>	<input type="text"/>
<u>Black, non-Hispanic</u>		<input type="text"/>	<input type="text"/>
<u>American Indian/Alaska Native</u>		<input type="text"/>	<input type="text"/>
<u>Asian/Pacific Islander</u>		<input type="text"/>	<input type="text"/>
<u>Hispanic</u>		<input type="text"/>	<input type="text"/>
<u>White, non-Hispanic</u>		<input type="text"/>	<input type="text"/>
<u>Race and ethnicity unknown</u>		<input type="text"/>	<input type="text"/>

Women

<u>Nonresident alien</u>		<input type="text"/>	<input type="text"/>
<u>Black, non-Hispanic</u>		<input type="text"/>	<input type="text"/>
<u>American Indian/Alaska Native</u>		<input type="text"/>	<input type="text"/>
<u>Asian/Pacific Islander</u>		<input type="text"/>	<input type="text"/>
<u>Hispanic</u>		<input type="text"/>	<input type="text"/>
<u>White, non-Hispanic</u>		<input type="text"/>	<input type="text"/>
<u>Race and ethnicity unknown</u>		<input type="text"/>	<input type="text"/>

Institution: Indiana University-Kokomo (151333)

Part A - Fall Enrollment by race/ethnicity and gender

Enrollment as of the institution's official fall reporting date or as of October 15, 2008

CIPCODE: 40.0000 -- Physical Sciences

	<u>Graduate students</u>	
Students enrolled for <u>credit</u>	Total <u>full-time</u>	Total <u>part-time</u>
Men		
<u>Nonresident alien</u>	<input type="text"/>	<input type="text"/>
<u>Black, non-Hispanic</u>	<input type="text"/>	<input type="text"/>
<u>American Indian/Alaska Native</u>	<input type="text"/>	<input type="text"/>
<u>Asian/Pacific Islander</u>	<input type="text"/>	<input type="text"/>
<u>Hispanic</u>	<input type="text"/>	<input type="text"/>
<u>White, non-Hispanic</u>	<input type="text"/>	<input type="text"/>
<u>Race and ethnicity unknown</u>	<input type="text"/>	<input type="text"/>

Women

<u>Nonresident alien</u>		<input type="text"/>		<input type="text"/>
<u>Black, non-Hispanic</u>		<input type="text"/>		<input type="text"/>
<u>American Indian/Alaska Native</u>		<input type="text"/>		<input type="text"/>
<u>Asian/Pacific Islander</u>		<input type="text"/>		<input type="text"/>
<u>Hispanic</u>		<input type="text"/>		<input type="text"/>
<u>White, non-Hispanic</u>		<input type="text"/>		<input type="text"/>
<u>Race and ethnicity unknown</u>		<input type="text"/>		<input type="text"/>

Institution: Indiana University-Kokomo (151333)

User ID: 88G2401

Part A - Fall Enrollment by race/ethnicity and gender

Enrollment as of the institution's official fall reporting date or as of October 15, 2008

CIPCODE: 52.0000 -- Business, Management, Marketing and Related Support Services

	<u>Graduate students</u>	
Students enrolled for <u>credit</u>	Total <u>full-time</u>	Total <u>part-time</u>
Men		
<u>Nonresident alien</u>	<input type="text" value="0"/>	<input type="text" value="1"/>
<u>Black, non-Hispanic</u>	<input type="text" value="1"/>	<input type="text" value="0"/>
<u>American Indian/Alaska Native</u>	<input type="text"/>	<input type="text"/>
<u>Asian/Pacific Islander</u>	<input type="text" value="0"/>	<input type="text" value="2"/>
<u>Hispanic</u>	<input type="text"/>	<input type="text"/>
<u>White, non-Hispanic</u>	<input type="text" value="4"/>	<input type="text" value="11"/>
<u>Race and ethnicity unknown</u>	<input type="text"/>	<input type="text"/>
Women		
<u>Nonresident alien</u>	<input type="text"/>	<input type="text"/>
<u>Black, non-Hispanic</u>	<input type="text"/>	<input type="text"/>
<u>American Indian/Alaska Native</u>	<input type="text"/>	<input type="text"/>
<u>Asian/Pacific Islander</u>	<input type="text"/>	<input type="text"/>
<u>Hispanic</u>	<input type="text"/>	<input type="text"/>
<u>White, non-Hispanic</u>	<input type="text" value="5"/>	<input type="text" value="4"/>
<u>Race and ethnicity unknown</u>	<input type="text"/>	<input type="text"/>

Institution: Indiana University-Kokomo (151333)

User ID: 88G2401

Part A - Fall Enrollment - Summary by race/ethnicity

Fall enrollment totals

CIPCODE: 99.0000 -- Summary

Students enrolled for credit	Total full-time students	Total part-time students	Grand total, all students	Prior year
Men				
<u>Nonresident alien</u>				10
<u>Black, non-Hispanic</u>				24
<u>American Indian/Alaska Native</u>				8
<u>Asian/Pacific Islander</u>				13
<u>Hispanic</u>				24
<u>White, non-Hispanic</u>				767
<u>Race and ethnicity unknown</u>				33

					879
Women					
<u>Nonresident alien</u>					7
<u>Black, non-Hispanic</u>					82
<u>American Indian/Alaska Native</u>					12
<u>Asian/Pacific Islander</u>					20
<u>Hispanic</u>					22
<u>White, non-Hispanic</u>					1,765
<u>Race and ethnicity unknown</u>					48
					1,956
Grand Total					

Institution: Indiana University-Kokomo (151333)

User ID: 88G2401

Part A - Fall Enrollment - Summary by race/ethnicity

Fall enrollment totals

CIPCODE: 13.0000 -- Education

Students enrolled for credit	Total full-time students	Total part-time students	Grand total, all students
Men			
<u>Nonresident alien</u>	.	.	.
<u>Black, non-Hispanic</u>	.	.	.
<u>American Indian/Alaska Native</u>	.	.	.
<u>Asian/Pacific Islander</u>	.	.	.
<u>Hispanic</u>	.	.	.
<u>White, non-Hispanic</u>	28	28	28
<u>Race and ethnicity unknown</u>	.	.	.
<small>Total men</small>	28	28	28
Women			
<u>Nonresident alien</u>	.	.	.
<u>Black, non-Hispanic</u>	.	.	.
<u>American Indian/Alaska Native</u>	.	.	.
<u>Asian/Pacific Islander</u>	.	.	.
<u>Hispanic</u>	.	.	.
<u>White, non-Hispanic</u>	227	227	227
<u>Race and ethnicity unknown</u>	.	.	.
<small>Total women</small>	227	227	227
Grand Total	255	255	255

Institution: Indiana University-Kokomo (151333)

User ID: 88G2401

Part A - Fall Enrollment - Summary by race/ethnicity

Fall enrollment totals

CIPCODE: 26.0000 -- Biological and Biomedical Sciences

Students enrolled for credit	Total full-time students	Total part-time students	Grand total, all students
Men			
<u>Nonresident alien</u>	.	.	.
<u>Black, non-Hispanic</u>	.	.	.
<u>American Indian/Alaska Native</u>	.	.	.
<u>Asian/Pacific Islander</u>	.	.	.
<u>Hispanic</u>	.	.	.
<u>White, non-Hispanic</u>
<u>Race and ethnicity unknown</u>	.	.	.
<small>Total men</small>

Women

<u>Nonresident alien</u>			
<u>Black, non-Hispanic</u>			
<u>American Indian/Alaska Native</u>			
<u>Asian/Pacific Islander</u>			
<u>Hispanic</u>			
<u>White, non-Hispanic</u>			
<u>Race and ethnicity unknown</u>			
Grand Total			

Institution: Indiana University-Kokomo (151333)

User ID: 88G2401

Part A - Fall Enrollment - Summary by race/ethnicity

Fall enrollment totals
CIPCODE: 27.0000 -- Mathematics and Statistics

Students enrolled for credit	Total full-time students	Total part-time students	Grand total, all students
Men			
<u>Nonresident alien</u>	.	.	.
<u>Black, non-Hispanic</u>	.	.	.
<u>American Indian/Alaska Native</u>	.	.	.
<u>Asian/Pacific Islander</u>	.	.	.
<u>Hispanic</u>	.	.	.
<u>White, non-Hispanic</u>	.	.	.
<u>Race and ethnicity unknown</u>	.	.	.
<small>Total men</small>	.	.	.
Women			
<u>Nonresident alien</u>	.	.	.
<u>Black, non-Hispanic</u>	.	.	.
<u>American Indian/Alaska Native</u>	.	.	.
<u>Asian/Pacific Islander</u>	.	.	.
<u>Hispanic</u>	.	.	.
<u>White, non-Hispanic</u>	.	.	.
<u>Race and ethnicity unknown</u>	.	.	.
<small>Total women</small>	.	.	.
Grand Total	.	.	.

Institution: Indiana University-Kokomo (151333)

User ID: 88G2401

Part A - Fall Enrollment - Summary by race/ethnicity

Fall enrollment totals

CIPCODE: 40.0000 -- Physical Sciences

Students enrolled for credit	Total full-time students	Total part-time students	Grand total, all students
Men			
<u>Nonresident alien</u>	.	.	.
<u>Black, non-Hispanic</u>	.	.	.
<u>American Indian/Alaska Native</u>	.	.	.
<u>Asian/Pacific Islander</u>	.	.	.
<u>Hispanic</u>	.	.	.
<u>White, non-Hispanic</u>	.	.	.
<u>Race and ethnicity unknown</u>	.	.	.
Women			
<u>Nonresident alien</u>	.	.	.

Black, non-Hispanic

American Indian/Alaska Native

Asian/Pacific Islander

Hispanic

White, non-Hispanic

Race and ethnicity unknown

Grand Total

Institution: Indiana University-Kokomo (151333)

User ID: 88G2401

Part A - Fall Enrollment - Summary by race/ethnicity

Fall enrollment totals

CIPCODE: 52.0000 -- Business, Management, Marketing and Related Support Services

Students enrolled for credit	Total full-time students	Total part-time students	Grand total, all students
------------------------------	--------------------------	--------------------------	---------------------------

Men

Nonresident alien

Black, non-Hispanic

American Indian/Alaska Native

Asian/Pacific Islander

Hispanic

White, non-Hispanic

Race and ethnicity unknown

Total

Women

Nonresident alien

Black, non-Hispanic

American Indian/Alaska Native

Asian/Pacific Islander

Hispanic

White, non-Hispanic

Race and ethnicity unknown

Total

Grand Total

Institution: Indiana University-Kokomo (151333)

Part B - Fall Enrollment by age and gender

NOTE: These data are optional this year.

Enrollment as of the institution's official fall reporting date or as of **October 15, 2008**

Age	<u>Full-time undergraduate students</u>	
	Men	Women
Under 18	0	0
18-19	127	245
20-21	127	220
22-24	91	162
25-29	40	93
30-34	24	55
35-39	19	31
40-49	12	48
50-64	3	11
65 and over	0	0

Age unknown/unreported

Total full-time undergraduate students (from part A)

443

865

Institution: Indiana University-Kokomo (151333)

User ID: 88G2401

Part B - Fall Enrollment by age and gender

NOTE: These data are optional this year.

Enrollment as of the institution's official fall reporting date or as of October 15, 2008

Age	<u>Part-time undergraduate students</u>	
	Men	Women
Under 18	74	112
18-19	84	86
20-21	21	53
22-24	41	105
25-29	45	92

30-34	36	105
35-39	38	107
40-49	32	133
50-64	17	51
65 and over	0	0
Age unknown/unreported		
Total part-time undergraduate students (from part A)	388	844

Institution: Indiana University-Kokomo (151333)

User ID: 88G2401

Part B - Fall Enrollment by age and gender

NOTE: These data are optional this year.

Enrollment as of the institution's official fall reporting date or as of October 15, 2008

Age	<u>Full-time graduate students</u>	
	Men	Women

Under 18	0	0
18-19	0	0
20-21	0	0
22-24	5	1
25-29	4	6
30-34	3	1
35-39	2	3
40-49	5	4
50-64	2	5
65 and over		
Age unknown/unreported		
Total full-time graduate students (from part A)	21	20

Institution: Indiana University-Kokomo (151333)

User ID: 88G2401

Part B - Fall Enrollment by age and gender

NOTE: These data are optional this year.

Enrollment as of the institution's official fall reporting date or as of **October 15, 2008**

Age	<u>Part-time graduate students</u>	
	Men	Women
Under 18	<input type="text"/>	<input type="text"/>
18-19	<input type="text"/>	<input type="text"/>
20-21	<input type="text"/>	<input type="text"/>
22-24	<input type="text" value="2"/>	<input type="text" value="4"/>
25-29	<input type="text" value="8"/>	<input type="text" value="14"/>
30-34	<input type="text" value="4"/>	<input type="text" value="10"/>
35-39	<input type="text" value="13"/>	<input type="text" value="10"/>
40-49	<input type="text" value="12"/>	<input type="text" value="16"/>
50-64	<input type="text" value="3"/>	<input type="text" value="12"/>
65 and over	<input type="text" value="0"/>	<input type="text" value="1"/>
Age unknown/unreported		
Total part-time graduate students (from part A)	42	67

Institution: Indiana University-Kokomo (151333)

User ID: 88G2401

Part C - Freshmen Question

Do you have any first-time, degree/certificate-seeking undergraduate students who graduated from high school or received their GED within the past 12 months?

Yes, I have students who graduated high school or received their GED in the past 12 months.

No, I do not have any students who graduated high school or received their GED in the past 12 months.

You may use the space below to provide context for the data you've reported above.

Institution: Indiana University-Kokomo (151333)

User ID: 88G2401

Part C - Residence of first-time undergraduate students

NOTE: These data are mandatory this year.

Enrollment as of the institution's official fall reporting date or as of **October 15, 2008**

State of <u>residence</u> when student was first admitted	FIPS Code	Total <u>first-time</u> undergraduate (degree/certificate-seeking only) (1)	Those who graduated from high school OR received a GED in the past 12 months (2)
Alabama	01	<input type="text"/>	<input type="text"/>
Alaska	02	<input type="text"/>	<input type="text"/>
Arizona	04	<input type="text"/>	<input type="text"/>
Arkansas	05	<input type="text"/>	<input type="text"/>
California	06	<input type="text"/>	<input type="text"/>
Colorado	08	<input type="text"/>	<input type="text"/>
Connecticut	09	<input type="text"/>	<input type="text"/>
Delaware	10	<input type="text"/>	<input type="text"/>
District of Columbia	11	<input type="text"/>	<input type="text"/>
Florida	12	<input type="text"/>	<input type="text"/>
Georgia	13	<input type="text"/>	<input type="text"/>
Hawaii	15	<input type="text"/>	<input type="text"/>
Idaho	16	<input type="text"/>	<input type="text"/>

Illinois	17			
Indiana	18		398	315
Iowa	19			
Kansas	20			
Kentucky	21			
Louisiana	22			
Maine	23			

Institution: Indiana University-Kokomo (151333)

User ID: 88G2401

Part C - Residence of first-time undergraduate students

NOTE: These data are mandatory this year.

Enrollment as of the institution's official fall reporting date or as of **October 15, 2008**

State of residence when student was first admitted	FIPS Code	Total first-time undergraduate (degree/certificate-seeking only) (1)	Those who graduated from high school OR received a GED in the past 12 months (2)
--	-----------	---	--

Maryland	24		
Massachusetts	25		
Michigan	26		
Minnesota	27		
Mississippi	28		
Missouri	29		
Montana	30		
Nebraska	31		
Nevada	32		
New Hampshire	33		
New Jersey	34		
New Mexico	35		
New York	36		
North Carolina	37		
North Dakota	38		
Ohio	39		
Oklahoma	40		
Oregon	41		
Pennsylvania	42		

Rhode Island	44	<input type="text"/>	<input type="text"/>
--------------	----	----------------------	----------------------

Institution: Indiana University-Kokomo (151333)

User ID: 88G2401

Part C - Residence of first-time undergraduate students

NOTE: These data are mandatory this year.

Enrollment as of the institution's official fall reporting date or as of October 15, 2008

State of <u>residence</u> when student was first admitted	FIPS Code	Total <u>first-time</u> undergraduate (degree/certificate-seeking only) (1)	Those who graduated from high school OR received a GED in the past 12 months (2)
South Carolina	45	<input type="text"/>	<input type="text"/>
South Dakota	46	<input type="text"/>	<input type="text"/>
Tennessee	47	<input type="text"/>	<input type="text"/>
Texas	48	<input type="text"/>	<input type="text"/>
Utah	49	<input type="text"/>	<input type="text"/>
Vermont	50	<input type="text"/>	<input type="text"/>

Virginia	51		
Washington	53		
West Virginia	54		
Wisconsin	55		
Wyoming	56		
<u>State Unknown</u>	57	3	1
American Samoa	60		
Federated States of Micronesia	64		
Guam	66		
Marshall Islands	68		
Northern Marianas	69		
Palau	70		
Puerto Rico	72		
Virgin Islands	78		
Foreign Countries	90		
Residence unknown/ unreported	98		

Total: 6,000

ending 12/31/2010

(1) All from 2010

61

62

Institution: Indiana University-Kokomo (151333)

User ID: 88G2401

Part D - Total Entering Class

Total Entering Class - Fall 2008

Number of full-time first-time degree/certificate-seeking <u>undergraduates</u> (your fall cohort reported in Part A)	341
--	-----

Total entering students at undergraduate level, Fall 2008

Note: This number should include first-time (both part-time and full-time) students, students transferring to the institution, and non-degree/certificate-seeking undergraduates entering in Fall 2008.

837

Percentage of entering class represented by your GRS <u>cohort</u>	-
--	---

Institution: Indiana University-Kokomo (151333)

User ID: 88G2401

Part E - Retention Rates

Retention rates will be automatically calculated based on information provided by the institution.

Data to be entered by the institution:*

- Full- and part-time BACHELOR'S cohorts from Fall 2007 (include only FIRST-TIME bachelor's students);
- Exclusions from each of these cohorts (see below for allowed exclusions); and
- Number of students from these cohorts who are *still enrolled* as of Fall 2008 (include students that re-enrolled and students with continuous enrollment).

Use your institution's official fall reporting date or October 15 when counting students. The student status (full- or part-time) should be based on the fall 2007 status, even if this has changed by fall 2008 (e.g., if a student has gone from part-time to full-time, report them as part of the part-time cohort). For institutions that use a full-year cohort: Use the 3 month period of August 1 through October 31 to define the retention cohort.

***Report full-time and part-time *separately* in their appropriate boxes.**

In the Exclusions boxes (for both full- and part-time), report the number of students who left the institution for any of the following reasons:

- Died or were totally and permanently disabled;
- Serve in the armed forces (including those called to active duty);
- Serve with a foreign aid service of the Federal Government (e.g., Peace Corps); or
- Serve on official church missions.


The system will subtract these from the cohort prior to calculating the retention rate. **Do not** include students who

transferred into the institution as part of your fall cohort.

Retention rates (for both full- and part-time) will be computed by the system and will appear in the 2nd column after clicking **Save**.

		Retention Rates	
Full-Time Fall 2007 Cohort	<input type="text" value="374"/>		
Full-Time <u>Exclusions</u>	<input type="text" value="1"/>		
Full-Time Adjusted Fall 2007 Cohort			
Full-Time Students from Fall 2007 Still Enrolled as of Fall 2008	<input type="text" value="208"/>		%
Part-Time Fall 2007 Cohort	<input type="text" value="46"/>		
Part-Time <u>Exclusions</u>	<input type="text" value="0"/>		
Part-Time Adjusted Fall 2007 Cohort			
Part-Time Students from Fall 2007 Still Enrolled as of Fall 2008	<input type="text" value="16"/>		%

You may use the space below to provide context for the data you've reported above.



Institution: Indiana University-Kokomo (151333)

User ID: 88G2401

Part F - Student-to-Faculty Ratio

Please provide the following Fall 2008 data. These data will be used to calculate a student-to-faculty (i.e., student-to-instructional staff) ratio for display on College Navigator. (Note: Logic in this item is the same as item I-2 from the Common Data Set data collection.)

Students, Fall 2008


1	Total full-time students		
2	Of these, the number enrolled in graduate or professional programs such as medicine, law, veterinary, dentistry, social work, or public health, in which faculty teach virtually only graduate-level students	41	
3	Total full-time students not in graduate or professional programs in which faculty teach virtually only graduate-level students		
4	Total part-time students		
5	Of these, the number enrolled in graduate or professional programs such as medicine, law, veterinary, dentistry, social work, or public health, in which faculty teach virtually only graduate-level students	109	

6	Total part-time students not in graduate or professional programs in which faculty teach virtually only graduate-level students		
7	Full-time equivalent of part-time students not in graduate or professional programs in which faculty teach virtually only graduate-level students		
8	Total full-time equivalent students not in graduate or professional programs in which faculty teach virtually only graduate-level students		

Instructional staff, Fall 2008

9	Number of full-time instructional staff (as reported on EAP, full-time, non-medical, Line 1 Total + Line 2 Total)	80	
10	Of these, the number teaching in graduate or professional programs such as medicine, law, veterinary, dentistry, social work, or public health, in which faculty teach virtually only graduate-level students	<input type="text" value="0"/>	
11	Total full-time instructional staff not teaching in graduate or professional programs in which faculty teach virtually only graduate-level students		
12	Number of part-time instructional staff (as reported on EAP, part-time, non-medical, Line 1 Total + Line 2 Total [Note: this calculated Total does not include graduate assistants])	77	
13	Of these, the number teaching in graduate or professional programs such as medicine, law, veterinary, dentistry, social work, or public health, in which faculty teach virtually only graduate-level students	<input type="text" value="0"/>	
14	Total part-time instructional staff not teaching in graduate or professional programs in which faculty teach virtually only graduate-level students		
15	Full-time equivalent of part-time instructional staff not teaching in graduate or professional programs in which faculty teach virtually only graduate-level students		
16	Total full-time equivalent instructional staff not teaching in graduate or professional programs in which faculty teach virtually only graduate-level students		

You may use the space below to provide context for the data you've reported above. These context notes will be posted on the College Navigator website.



Institution: Indiana University-Kokomo (151333) User ID: 88G2401

Explanation Report

Number	Source	Location	Description	Severity	Accepted
Screen: Field Selection					
1	Row 7 Column 2	Screen Entry	You indicated that your institution enrolled students in Physical Sciences majors but your completions data reported in the fall collection does not include Physical Sciences majors. Please fix or explain this discrepancy.	Explanation	Yes
Reason:	Very few enrollments in the physical sciences results in degree completions that may skip collection years.				