

Finance 2006-07

Institution: Indiana University-Kokomo (151333)

User ID: 88G2401

Finance - Public institutions

Reporting Standard

Please indicate which reporting standards are used to prepare your financial statements:



GASB (Governmental Accounting Standard Board), using standards of GASB 34 & 35



FASB (Financial Accounting Standard Board)

Please consult your business officer for the correct response before saving this screen. Your response to this question will determine the forms you will receive for reporting finance data.

Institution: Indiana University-Kokomo (151333)

User ID: 88G2401

Finance - Public institutions

General Information Finance - Public Institutions

To the extent possible, the finance data requested in this report should be provided from your institution's audited General Purpose Financial Statement (GPFS). Please refer to the instructions specific to each page of the survey for detailed instruction and references.

1. Fiscal Year calendar

This report covers financial activities for the 12-month fiscal year: (The fiscal year reported should be the most recent fiscal year ending before October 1, 2006.)

Beginning: month/year (MMYYYY) Month: Year:

And ending: month/year (MMYYYY) Month: Year:

2. [Audit Opinion](#)

Did your institution receive an unqualified opinion on its General Purpose Financial Statements from your auditor for the fiscal year noted above? (If your institution is audited only in combination with another entity, answer this question based on the audit of that entity.)



Unqualified



Qualified



Don't know

3. GASB Statement No. 34 offers three alternative reporting models for special-purpose governments like colleges and universities. Which model is used by your institution ?



Business Type Activities



Governmental Activities



Governmental Activities with Business-Type Activities

4. If your institution participates in intercollegiate athletics, are the expenses accounted for as auxiliary enterprises or treated as student services?



Auxiliary enterprises



Student services



Does not participate in intercollegiate athletics



Other (specify in caveats box below)

5. Does this institution or any of its foundations or other affiliated organizations own endowment assets ?



Yes - (report endowment assets)



No

6. Component Units

Each discretely presented component unit should be reported in the same manner and amounts as included on the face of the institution's GPFS. There should be one Finance Survey component unit form (Part F or G) completed for each column on the face of the GPFS other than the institution itself, whether that column represents a single component unit or a combination of component units.

Number of component unit columns on GPFS using FASB standards

Number of component unit columns on GPFS using GASB standards

Caveats:

Institution: Indiana University-Kokomo (151333)

User ID: 88G2401

Part A - Statement of Net Assets

Fiscal Year 2006

Report in whole dollars only

Line no.

Current year amount

Prior year amount

	<u>Current Assets</u>		
01	Total <u>Current Assets</u>	8,690,027	7,177,490
	<u>Noncurrent Assets</u>		
02	<u>Capital assets</u> - depreciable (gross)	54,997,151	53,707,317
03	<u>Accumulated depreciation</u> (enter as a positive amount)	19,289,817	17,535,003
04	Other noncurrent assets (CV) CV=[A05-(A02-A03)]	1,871,682	2,082,906
05	Total noncurrent assets	37,579,016	38,255,220
06	Total assets (CV) CV=(A01+A05)	46,269,043	45,432,710
	<u>Current Liabilities</u>		
07	<u>Long-term debt, current portion</u>	1,694,453	1,629,893
08	Other <u>current liabilities</u> (CV) CV=(A09-A07)	3,100,310	1,660,818
09	Total current liabilities	4,794,763	3,290,711
	<u>Noncurrent Liabilities</u>		
10	<u>Long-term debt</u>	18,303,953	20,020,496
11	Other noncurrent liabilities (CV) CV=(A12-A10)	513,130	514,001
12	Total noncurrent liabilities	18,817,083	20,534,497
13	Total liabilities (CV) CV=(A09+A12)	23,611,846	23,825,208
	<u>Net Assets</u>		
14	<u>Invested in capital assets, net of related debt</u>	15,674,723	14,455,231
15	<u>Restricted-expendable</u>	2,898,506	1,156,293
16	<u>Restricted-nonexpendable</u>	612,532	469,198
17	<u>Unrestricted</u> (CV) CV=[A18-(A14+A15+A16)]	3,471,436	5,526,780
18	Total Net assets (CV) CV=(A06-A13)	22,657,197	21,607,502

CV= Calculated Value

CAVEATS



Institution: Indiana University-Kokomo (151333)

User ID: 88G2401

Part A - Plant, Property, and Equipment


Fiscal Year 2006

Report in whole dollars only

Line No.	Description	Beginning balance	Additions	Retirements (CV)	Ending balance
	Plant,Property, and Equipment				
21	Land & land improvements	1,798,793		0	1,798,793
22	Infrastructure	2,198,453	118,796	0	2,317,249
23	Buildings	43,601,699		4,293	43,597,406
24	Equipment	2,209,932	125,991	11,275	2,324,648
25	Art and library collections	3,741,612	432,442	0	4,174,054
26	Property obtained under capital leases (if not included in equipment)	0		0	
27	Construction in progress	156,828	628,173	1	785,000
28	Accumulated depreciation	17,535,003	1,762,657	7,843	19,289,817

CV = (Beginning Balance + Additions - Ending Balance)

CAVEATS



Part B - Revenues and Other Additions

Fiscal Year 2006

Report in whole dollars only

Line No.	Source of Funds	Current year amount	Prior year amount
	<u>Operating Revenues</u>		
01	<u>Tuition & fees</u> , after deducting <u>discounts & allowances</u>	9,668,885	9,210,712
	<u>Grants and contracts</u> - operating		
02	Federal operating grants and contracts	2,109,065	2,039,574
03	State operating grants and contracts	52,828	425,654
04	Local/private operating grants and contracts	452,985	167,869
05	Sales & services of <u>auxiliary enterprises</u> , after deducting <u>discounts & allowances</u>	1,856,040	1,905,147
06	<u>Sales & services of hospitals</u> , after deducting <u>patient contractual allowances</u>		0
07	<u>Independent operations</u>		0
08	Other sources - operating (CV) CV=[B09-(B01+ ...+B07)]	755,669	623,441
09	Total operating revenues	14,895,472	14,372,397

Part B - Revenues and Other Additions

Fiscal Year 2006

Report in whole dollars only

Line No.	Source of funds	Current year amount	Prior year amount
----------	-----------------	---------------------	-------------------

<u>Nonoperating Revenues</u>		
10	Federal appropriations	0
11	State appropriations	12,055,328
12	Local appropriations, education district taxes, & similar support	0
<u>Grants-nonoperating</u>		
13	Federal nonoperating grants	0
14	State nonoperating grants	0
15	Local nonoperating grants	0
16	Gifts, including contributions from affiliated organizations	378,275
17	Investment income	151,358
18	Other nonoperating revenues (CV) CV=[B19-(B10+...+B17)]	0
19	Total nonoperating revenues	12,584,961

Institution: Indiana University-Kokomo (151333)

User ID: 88G2401

Part B - Revenues and Other Additions

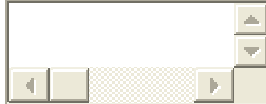
Fiscal Year 2006

Report in whole dollars only

Line No.	Resource of funds	Current year amount	Prior year amount
Other Revenues and Additions			
20	Capital appropriations	0	0
21	Capital grants & gifts	0	0
22	Additions to permanent endowments	88,056	317,909
23	Other revenues & additions (CV) CV=[B24-(B20+...+B22)]	0	0
24	Total other revenues and additions	88,056	317,909
25	Total all revenues and other additions (CV) CV=(B09+B19+B24)	27,879,119	27,275,267

CV = Calculated Value

CAVEATS



Institution: Indiana University-Kokomo (151333)

User ID: 88G2401

Part C - Expenses and Other Deductions

Fiscal Year 2006

Report in whole dollars only

Line No.	Description	1 Current year total	2 Salaries & wages	3 Employee fringe benefits	4 Depreciation	5 All other
Operating Expenses						
01	Instruction	9,290,350	6,707,606	2,155,156		427,588
02	Research	50,251	16,241	2,615		31,395
03	Public service	653,172	352,437	81,596		219,139
05	Academic support	1,711,647	1,106,190	320,558		284,899
06	Student services	1,456,578	897,756	285,890		272,932
07	Institutional support	3,915,551	1,623,673	496,336		1,795,542
08	Operation & maintenance of plant	2,187,172	965,992	257,307		963,873
09	Depreciation	1,762,657			1,762,657	
10	Scholarships and fellowships expenses , excluding discounts & allowances (do not include work study here)	2,245,280				2,245,280
11	Auxiliary enterprises	1,523,387	200,462	51,017		1,271,908

12	Hospital services					0
13	Independent operations					0
14	Other expenses & deductions (CV) CV=[C15-(C01+...+C13)]	0	0	0	0	0
15	Total operating expenses	24,796,045	11,870,357	3,650,475	1,762,657	7,512,556
	Prior year amount	24,181,985	11,549,677	3,647,258	1,733,127	7,251,923

Institution: Indiana University-Kokomo (151333)

User ID: 88G2401

Part C - Expenses and Other Deductions

Fiscal Year 2006

Report in whole dollars only

Line No.	Description	1 Current year total	2 Salaries & wages	3 Employee fringe benefits	4 Depreciation	5 All other
16	Interest	593,405				593,405
17	Other nonoperating expenses & deductions (CV) CV=(C18-C16)	1,439,975	0	0	0	1,439,975
18	Total nonoperating expenses & deductions (CV) CV=(C19-C15)	2,033,380	0	0	0	2,033,380
19	Total expenses & deductions	26,829,425	11,870,357	3,650,475	1,762,657	9,545,936
	Prior year amount	25,552,061	11,549,677	3,647,258	1,733,127	8,621,999

CV = Calculated Value

CAVEATS



Institution: Indiana University-Kokomo (151333)

User ID: 88G2401

Part D - Summary of Changes In Net Assets

Fiscal Year 2006

Line No.	Description	Current year amount	Prior year amount
01	Total revenues & other additions (from B25)	27,879,119	27,275,267
02	Total expenses & deductions (from C19)	26,829,425	25,552,061
03	Increase in net assets during year (CV) CV=(D01-D02)	1,049,694	1,723,206
04	Net assets beginning of year	21,607,502	19,884,297
05	Adjustments to beginning net assets (CV) CV=[D06-(D03+D04)]	1	-1
06	Net assets end of year (from A18)	22,657,197	21,607,502

CV = Calculated Value

CAVEATS



Institution: Indiana University-Kokomo (151333)

User ID: 88G2401

Part E - Scholarships and Fellowships

Part E - Scholarships and Fellowships

Fiscal Year 2006

Report in whole dollars only

Line No.	Source	Current year amount	Prior year amount
	Institutional Expenses and Discounts & Allowances		
	Gross Scholarships and Fellowships (no loans included)		
01	Pell grants (federal)	1,768,655	1,898,533
02	Other federal grants	69,496	63,853
03	Grants by state government	1,304,965	1,294,229
04	Grants by local government		0
05	Institutional grants from restricted resources	169,758	219,824
06	Institutional grants from unrestricted resources (CV) CV=[E07-(E01+...+E05)]	214,362	14,032
07	Total gross scholarships and fellowships	3,527,236	3,490,471
	Discounts and Allowances		
08	Discounts & allowances applied to tuition & fees	1,133,145	1,080,627
09	Discounts & allowances applied to sales & services of auxiliary enterprises (CV) CV= (E10-E08)	148,811	141,550
10	Total Discounts & Allowances (CV) CV=(E07-E11)	1,281,956	1,222,177
11	Net scholarships and fellowships expenses after deducting discount & allowances (from C10)	2,245,280	2,268,294

CV = Calculated Value

CAVEATS



Part H - Details of Endowment Assets

Fiscal Year 2006
Report in whole dollars only

Line No.	Value of <u>Endowment Assets</u>	<u>Market Value</u>	Prior Year Amounts
01	Value of <u>endowment assets</u> at the beginning of the fiscal year	750,028	423,793
02	Value of <u>endowment assets</u> at the end of the fiscal year	887,533	750,028

Institution: Indiana University-Kokomo (151333)

User ID: 88G2401

Part J - Revenue Data for Bureau of Census

Part J - Revenues (Census Bureau)
Fiscal Year 2006

Source and type	Amount				
	Total for all funds and operations (includes endowment funds, but excludes component units) (1)	Education and general/independent operations (2)	Auxiliary enterprises (3)	Hospitals (4)	Agriculture extension/experiment services (5)
01 Tuition and fees	10,802,030	10,802,030			
02 Sales and services			2,004,851		
03 Federal grants/contracts (excludes Pell Grants)					
Revenue from the state government:					
State					
04 appropriations, current &					

	capital				
05	State grants and contracts	<input type="text"/>	<input type="text"/>	<input type="text"/>	<input type="text"/>
	Revenue from local governments:				
	Local				
06	appropriation, current & capital	<input type="text"/>	<input type="text"/>	<input type="text"/>	<input type="text"/>
	Local				
07	government grants/contracts	<input type="text"/>	<input type="text"/>	<input type="text"/>	<input type="text"/>
	Receipts from				
08	property and non-property taxes	<input type="text"/>			
	Gifts and				
09	private grants, including capital grants	<input type="text"/>			
10	Interest earnings	<input type="text"/>			
11	Dividend earnings	<input type="text"/>			
12	Realized capital gains	<input type="text"/>			

CAVEATS



Institution: Indiana University-Kokomo (151333)

User ID: 88G2401

Part K - Expenditure Data for Bureau of Census

**Part K - Expenditures
Fiscal Year 2006**

Category	Total for all funds and operations (includes	Education and general/independent operations	Amount		
			Auxiliary enterprises	Hospitals	Agriculture extension/experiment services

	endowment funds, but excludes component units)				
	(1)	(2)	(3)	(4)	(5)
01 Salaries and wages			200,462		
02 Employee benefits, total			51,017		
Payment to state					
03 retirement funds (maybe included in line 02 above)					
04 Current expenditures other than salaries					
Capital outlay:					
05 Construction					
06 Equipment purchases					
07 Land purchases					
08 Interest on debt outstanding, all funds & activities					
09 Scholarships/fellowships	3,527,236	3,527,236			

CAVEATS



Institution: Indiana University-Kokomo (151333)

User ID: 88G2401

Part L - Debt and Assets, page 1

**Part L - Debt and Assets
Fiscal Year 2006**

Debt

Category	Amount
01 Long-term debt outstanding at beginning of fiscal year	1,213,232
02 Long-term debt issued during fiscal year	
03 Long-term debt retired during fiscal year	112,940

04 Long-term debt outstanding at end of fiscal year	1,100,292
05 Short-term debt outstanding at beginning of fiscal year	63,623
06 Short-term debt outstanding at end of fiscal year	66,524

CAVEATS



Institution: Indiana University-Kokomo (151333)

User ID: 88G2401


Part L - Debt and Assets, page 2

Part L - Debt and Assets (page 2)
Fiscal Year 2006

Assets

Category	Amount
07 Total cash and security assets held at end of fiscal year in sinking or debt service funds	<input type="text"/>
08 Total cash and security assets held at end of fiscal year in bond funds	<input type="text"/>
09 Total cash and security assets held at end of fiscal year in all other funds	<input type="text"/>

CAVEATS



Institution: Indiana University-Kokomo (151333)

User ID: 88G2401

Explanation Report

There are no explanations for selected survey and institution