

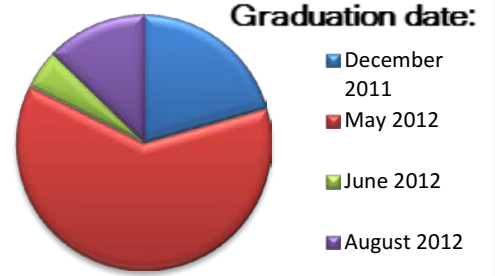
2012 Graduate Employment Survey Results

(December 2011, May 2012, Summer 2012)

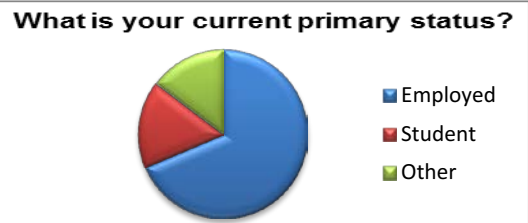
Total number of students graduated in 2012*:	519		
Indiana University Kokomo - Total Graduates	473		
Allied Health	24		
Business	50		
SOAS	68		
Education	36		
Nursing	132		
SPEA	30		
Continuing Studies	83		
Labor Studies	4		
Purdue College of Technology - Total Graduates	46		
Computer and Information Technology	10		
Computer Graphics Technology	0		
Electrical Engineering Technology	14		
Mechanical Engineering Technology	6		
Organizational Leadership and Supervision	16		
<i>*numbers supplied from Indiana University Kokomo Registrar's Office and Purdue's Office</i>			
Number of students who completed the survey:		102	
Breakdown by Major:			
Allied Health		8	
Associate of Science in Radiography		7	
Bachelor of Science in Medical Imaging Technology		1	
Certificate in Medical Coding		0	
Business		13	
Associate in Business		0	Applied Business Studies
Bachelor of Science in Business		9	Accounting - 4 Finance/Economics - 1 Management - 4 Marketing - 0
Master of Business Administration		4	
Education		12	
Bachelor of Science in Education		13	Early Childhood - 0 Elementary - 10 Secondary - 3
Master of Science in Education		0	
General Studies/Continuing Studies		22	
Associate of Science in General Studies		0	
Bachelor of General Studies		22	
Nursing		20	
Bachelor of Science in Nursing		20	
School of Arts and Sciences-		18	
Bachelor of Arts in Communications		1	
Bachelor of Arts in English		3	
Bachelor of Science in Informatics		2	
Bachelor of Arts in History/Political Science		1	
Bachelor of Arts in Biology/Chemistry		5	

Bachelor of Arts in Sociology		1	
Bachelor of Arts in Psychology		1	
Bachelor of Arts in Mathematics		0	
Bachelor of Fine Arts		0	
Bachelor of Humanities		2	
Bachelor of New Media Communication		1	
Masters of Liberal Studies		1	
School of Public and Environmental Affairs		8	
Associate of Science in Criminal Justice		2	
Certification in Public Management		2	
Master of Public Management		4	
Purdue College of Technology		0	
Computer and Information Technology		0	
Computer Graphics Technology		0	
Electrical Engineering Technology		0	
Mechanical Engineering Technology		0	
Organizational Leadership and Supervision		0	
Engineering Technology		0	

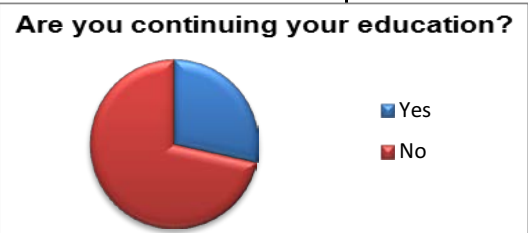
What was your graduation date?		
(Answer Options)	Response Percent	Response Count
December 2011	20.6%	21
May 2012	61.8%	63
June 2012	4.9%	5
August 2012	12.7%	13
Answered Question	102	
Skipped Question	0	



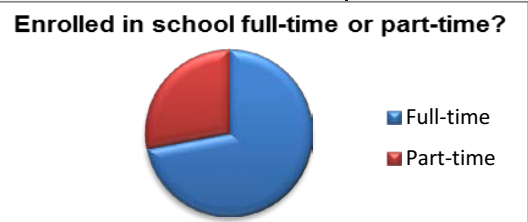
What is your current primary status?		
(Answer Options)	Response Percent	Response Count
Employed	68.6%	70
Student	16.7%	17
Other	14.7%	15
Answered Question	102	
Skipped Question	0	



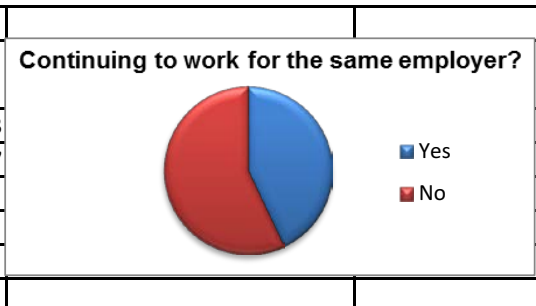
Are you continuing your education?		
(Answer Options)	Response Percent	Response Count
Yes	28.4%	29
No	71.6%	73
Answered Question	102	
Skipped Question	0	



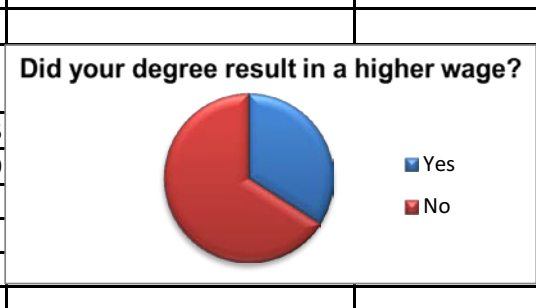
Are you enrolled in school full-time or part-time?		
(Answer Options)	Response Percent	Response Count
Full-time	72.0%	18
Part-time	28.0%	7
Answered Question	25	
Skipped Question	77	



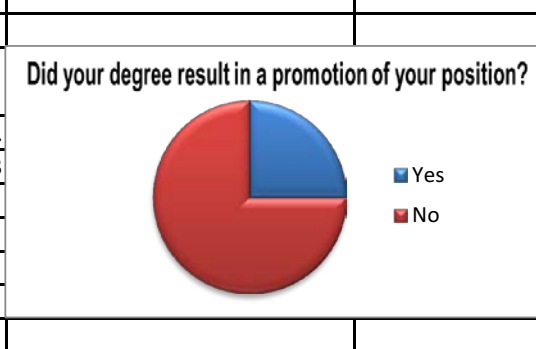
Are you continuing to work for the same employer as before graduation?		
(Answer Options)	Response Percent	Response Count
Yes	43.0%	43
No	57.0%	57
Answered Question	100	
Skipped Question	2	



Did your degree result in a higher wage?		
(Answer Options)	Response Percent	Response Count
Yes	34.1%	15
No	65.9%	29
Answered Question	44	
Skipped Question	58	



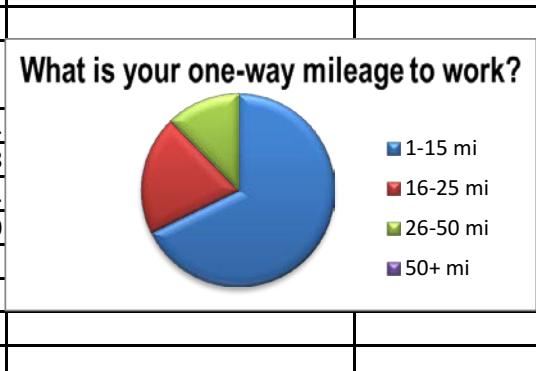
Did your degree result in a promotion of your position?		
(Answer Options)	Response Percent	Response Count
Yes	25.0%	11
No	75.0%	33
Answered Question	44	
Skipped Question	58	



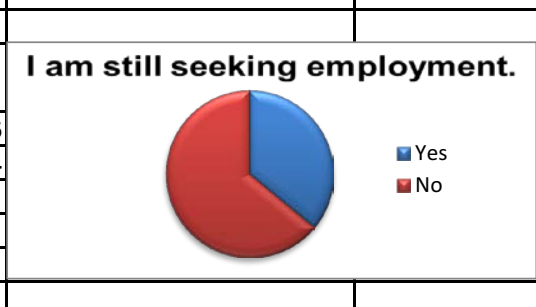
Was your job search limited to a specific geographic location?		
(Answer Options)	Response Percent	Response Count
Yes	61.1%	58
No	38.9%	37
Answered Question	95	
Skipped Question	7	



What is your one-way mileage to work?		
(Answer Options)	Response Percent	Response Count
1-15 mi	67.8%	61
16-25 mi	20.0%	18
26-50 mi	12.2%	11
50+ mi	0.0%	0
Answered Question	90	
Skipped Question	12	



I am still seeking employment.		
(Answer Options)	Response Percent	Response Count
Yes	36.0%	36
No	64.0%	64
Answered Question	100	
Skipped Question	2	



Did you utilize the Career Services office as a student at Indiana University Kokomo?		
---	--	--

(Answer Options)	Response Percent	Response Count
Yes	37.4%	37
No	62.6%	62
Answered Question	99	
Skipped Question	3	

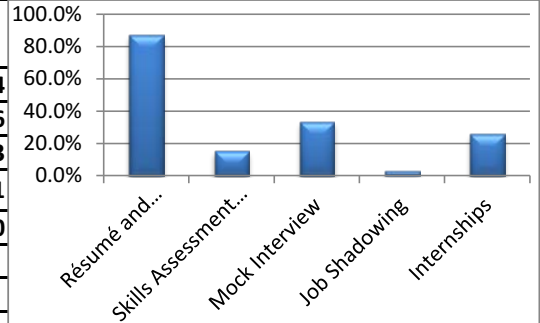
Did you utilize the Career Services office as a student?



■ Yes
■ No

If yes, what services did you use? (Select all that apply.)

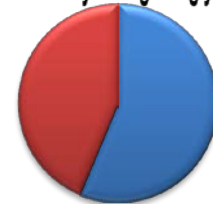
(Answer Options)	Response Percent	Response Count
Résumé and Cover Letter	87.2%	34
Skills Assessment and Career Counseling	15.4%	6
Mock Interview	33.3%	13
Job Shadowing	2.6%	1
Internships	25.6%	10
Answered Question	39	
Skipped Question	63	



Did your degree assist you in getting your current position?

(Answer Options)	Response Percent	Response Count
Yes	56.3%	54
No	43.8%	42
Answered Question	96	
Skipped Question	6	

Did your degree assist you in getting your current position?



■ Yes
■ No

How long did it take you to obtain your first position after graduation?

(Answer Options)	Response Count
	80
Answered Question	80
Skipped Question	22

56% reported it took 0-3 months

How many interviews did you have before getting the first full-time position?

(Answer Options)	Response Count
	78
Answered Question	78
Skipped Question	24

50% reported it was between 1-3 interviews

Annual Salary: Please select the appropriate salary range.

(Answer Options)	Response Percent	Response Count
Less than \$15,000	19.8%	16
\$15,000 - 24,999	13.6%	11
\$25,000 - 34,999	24.7%	20
\$35,000 - 44,999	18.5%	15
\$45,000 - 54,999	12.3%	10
\$55,000 - 64,999	2.5%	2
\$65,000 or more	8.6%	7
Answered Question	81	
Skipped Question	21	

