

NSSE Results 2001 - 2004


Indiana University Kokomo

Sharon K. Calhoon

**Director, Center for Teaching, Learning, and
Assessment**

**Presentation to Clerical and Professional
Staff**

March 17, 2005



**National Survey
of Student Engagement**

Why are we here?

- ◆ Part of the assessment initiative at Indiana University Kokomo
- ◆ Learn about student engagement at IU Kokomo
- ◆ Generate ideas about how staff can help increase student engagement

Student Engagement

- ◆ What is student engagement?
 - ◆ Active involvement in academic and out of class activities

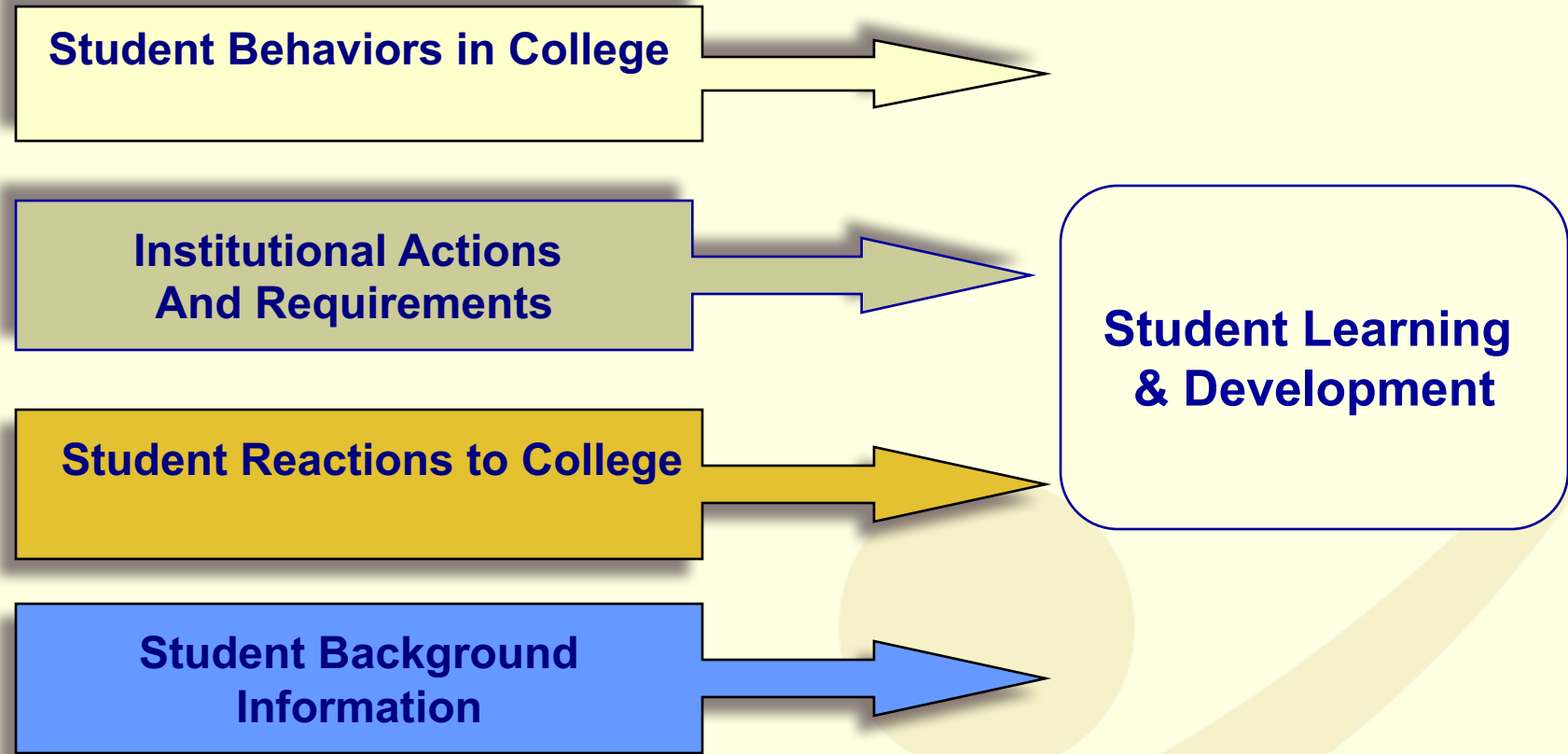
Student Engagement

- ◆ Why is it important?
 - ◆ Research is clear: Students who are engaged gain more from their college experience than those who are not
 - ◆ Student engagement is one measure of the quality of the institution

NSSE: National Survey of Student Engagement

- ◆ Designed to measure how active students are in academic and out of class activities
- ◆ Assesses effective educational practices
 - ◆ student-faculty contact
 - ◆ active learning
 - ◆ high expectations
 - ◆ cooperation among students
 - ◆ respect for diverse talents and ways of learning

What Does the *NSSE* Measure?



What Does the NSSE Measure?

- ◆ Level of Academic Challenge
- ◆ Active and Collaborative Learning
- ◆ Student-Faculty Interaction
- ◆ Enriching Educational Experiences
- ◆ Supportive Campus Environment

Supportive Campus Environment

- ◆ This cluster of questions looks at how committed people in the institution are to helping students succeed.
- ◆ Students do better at universities that encourage and develop supportive relationships among different campus groups.

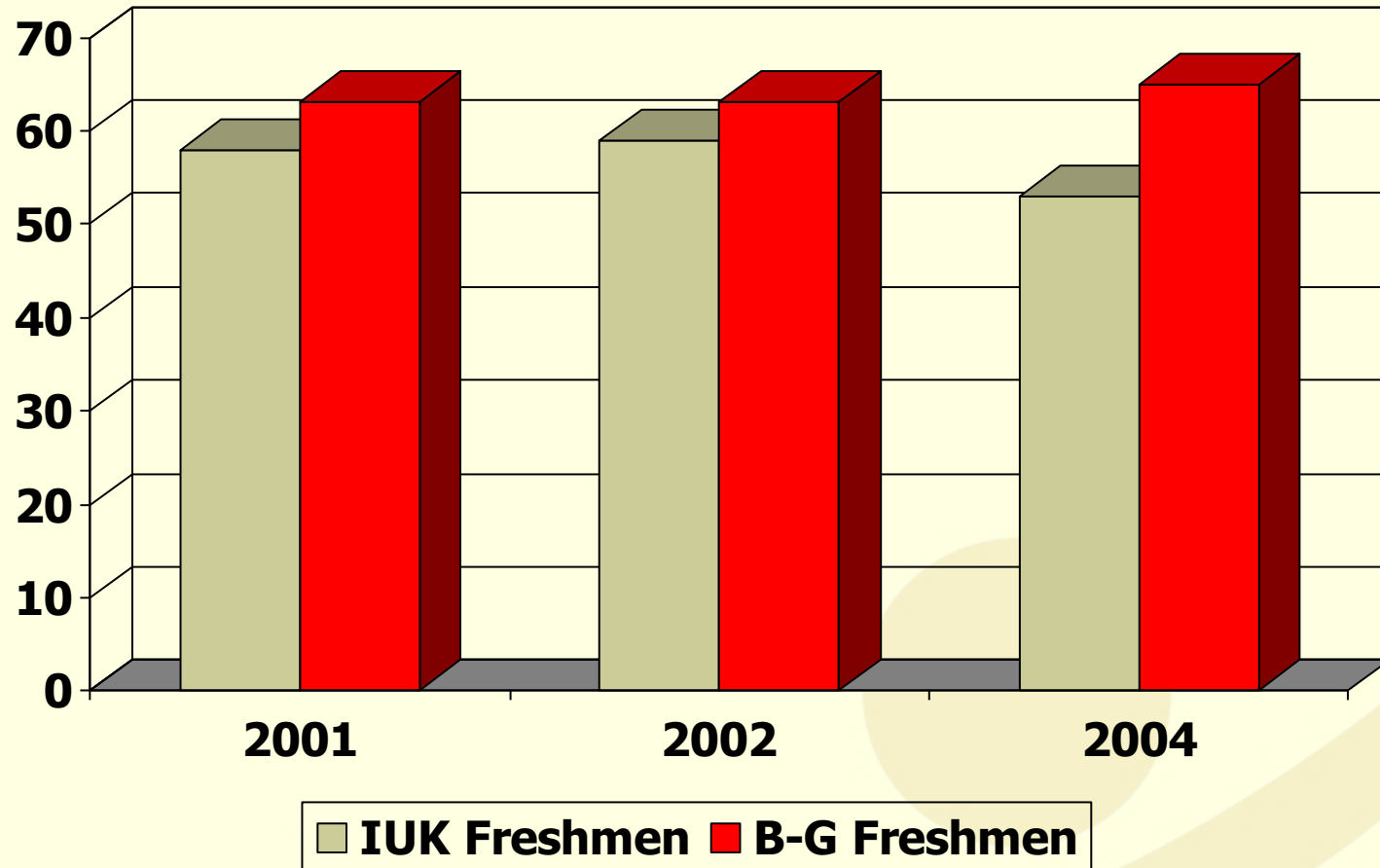
Supportive Campus Environment

- ◆ We can look at NSSE results in this area two different ways.
 - ◆ First, we can look at how our students responded compared to how students at other institutions responded.
 - ◆ Our peer group is composed of “Baccalaureate-General” institutions—schools that offer mainly bachelor’s degrees, with fewer than half coming from the arts and sciences.

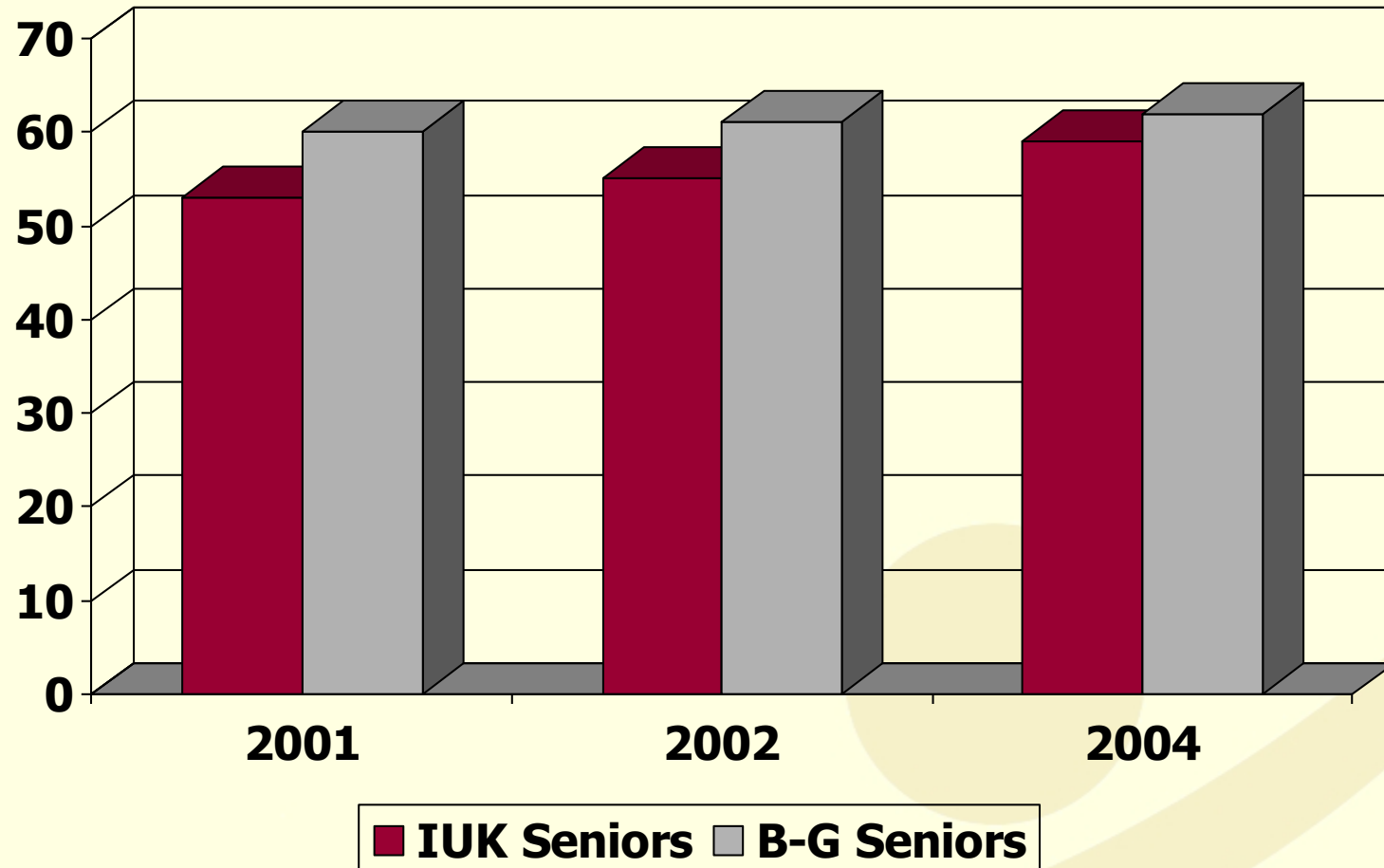
Supportive Campus Environment: IU Kokomo Results

- ◆ We like to think of ourselves as being very student-oriented
- ◆ However, compared to other Baccalaureate-General institutions, IU Kokomo students find IU Kokomo to be a *less supportive* campus
- ◆ We can look at this by year in school

Supportive Campus Environment: Benchmark Scores for Freshmen



Supportive Campus Environment: Benchmark Scores for Seniors



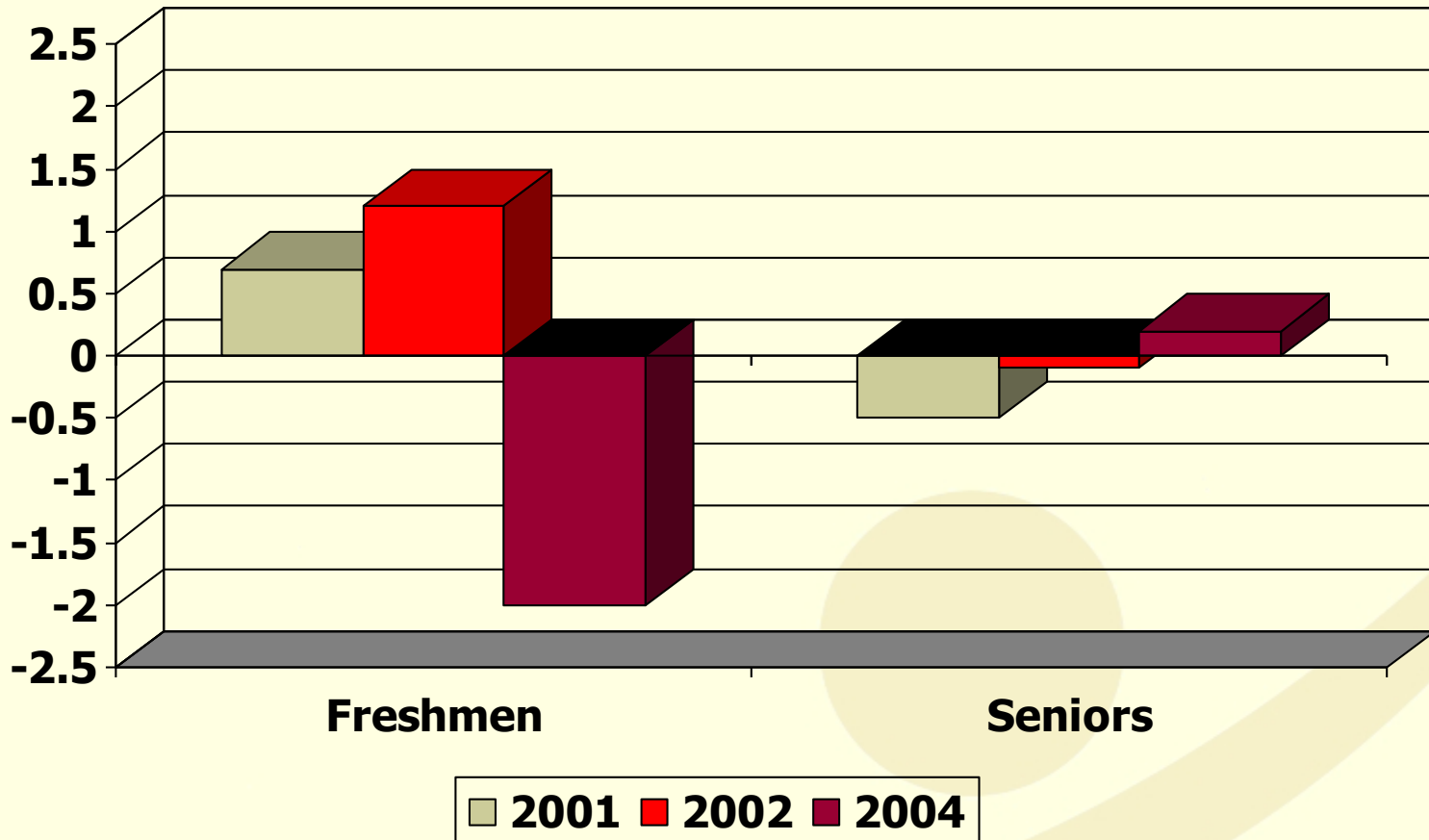
Supportive Campus Environment: Another Way to Look At It

- ◆ The Baccalaureate-General classification includes private schools, schools with very restrictive admissions standards, and residential schools.
- ◆ Many argue that it's not fair to compare IU Kokomo to those schools.

Supportive Campus Environment: Institutional Engagement Index

- ◆ NSSE will also compare our students' responses to what we would *expect* our students to report, given the kinds of students and the type of campus we have.
- ◆ Scores near zero (-0.5 to +0.5) mean that the students reported levels of campus support about as predicted.
- ◆ Scores above zero mean students reported more support than predicted.
- ◆ Scores below zero mean students reported less support than predicted.

Supportive Campus Environment: Institutional Engagement Index

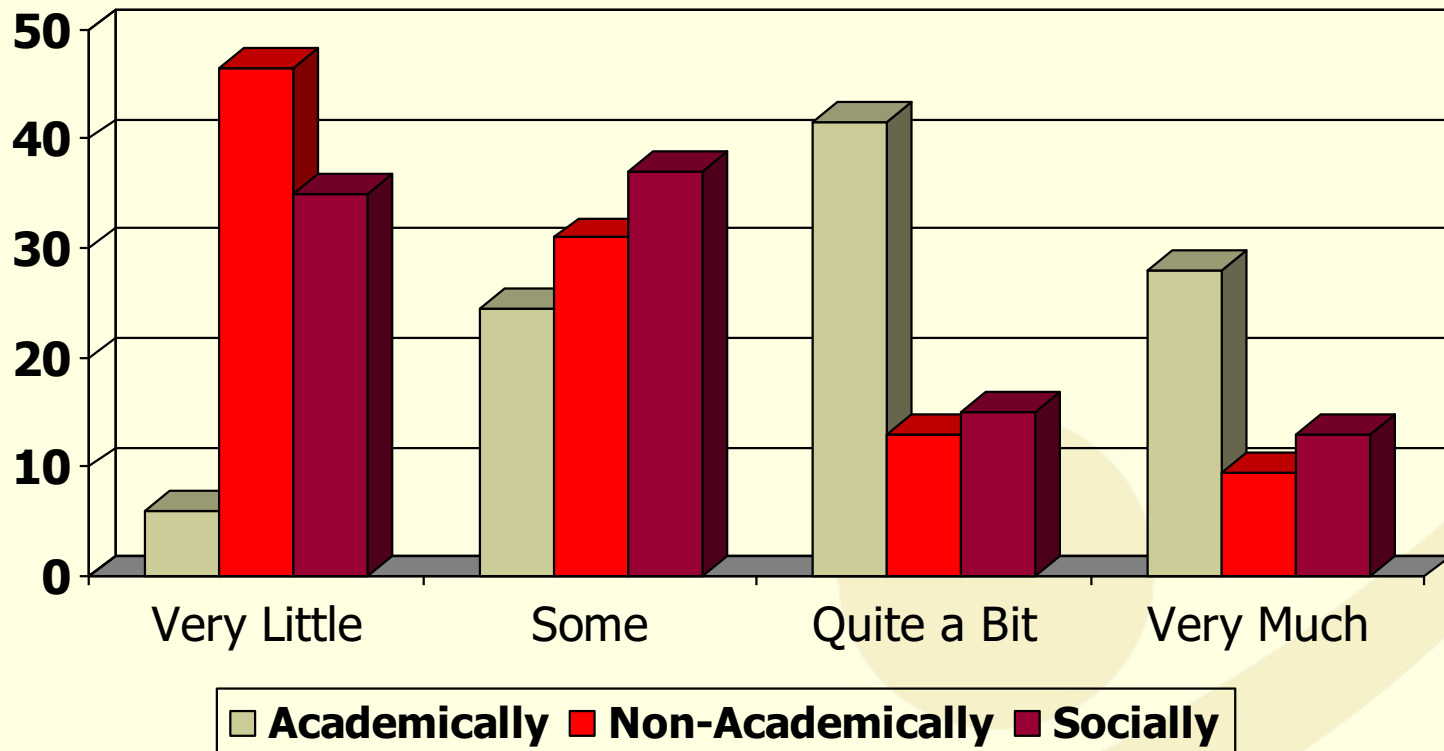


Campus Support

- ◆ We can understand these results better by looking at individual questions.
- ◆ “Overall, how much does your institution provide support you need to help you succeed academically? cope with non-academic responsibilities? thrive socially?”
- ◆ Students responded either Very Much, Quite a Bit, Some, or Very Little

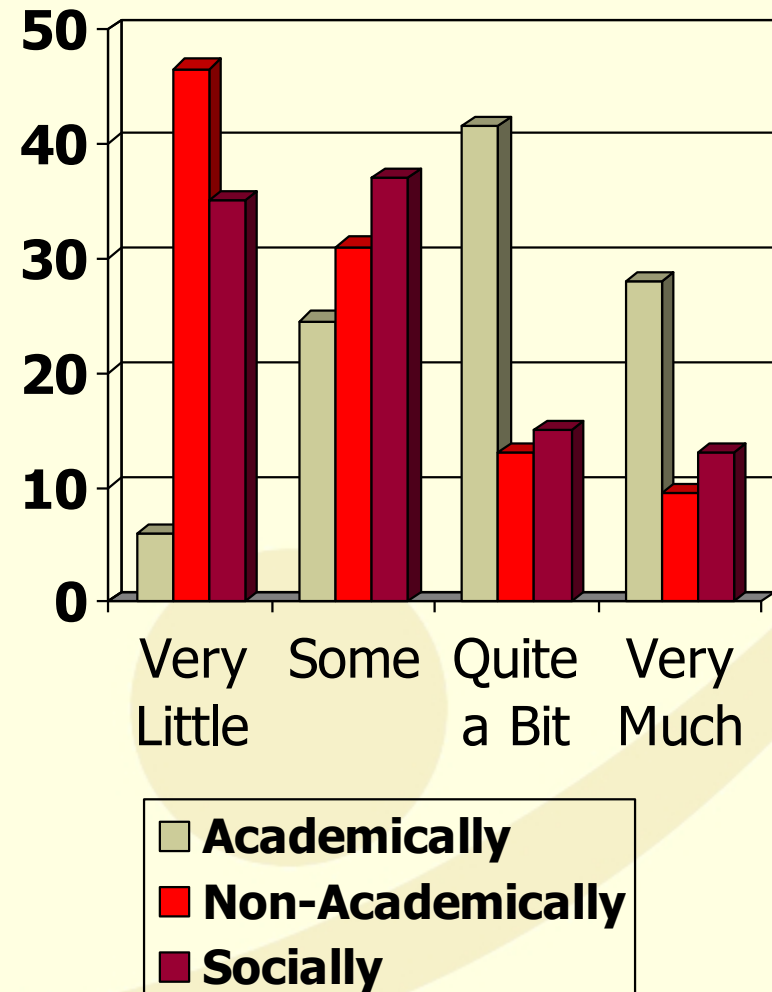
Campus Support

All Freshmen (2001, 2002, & 2004)



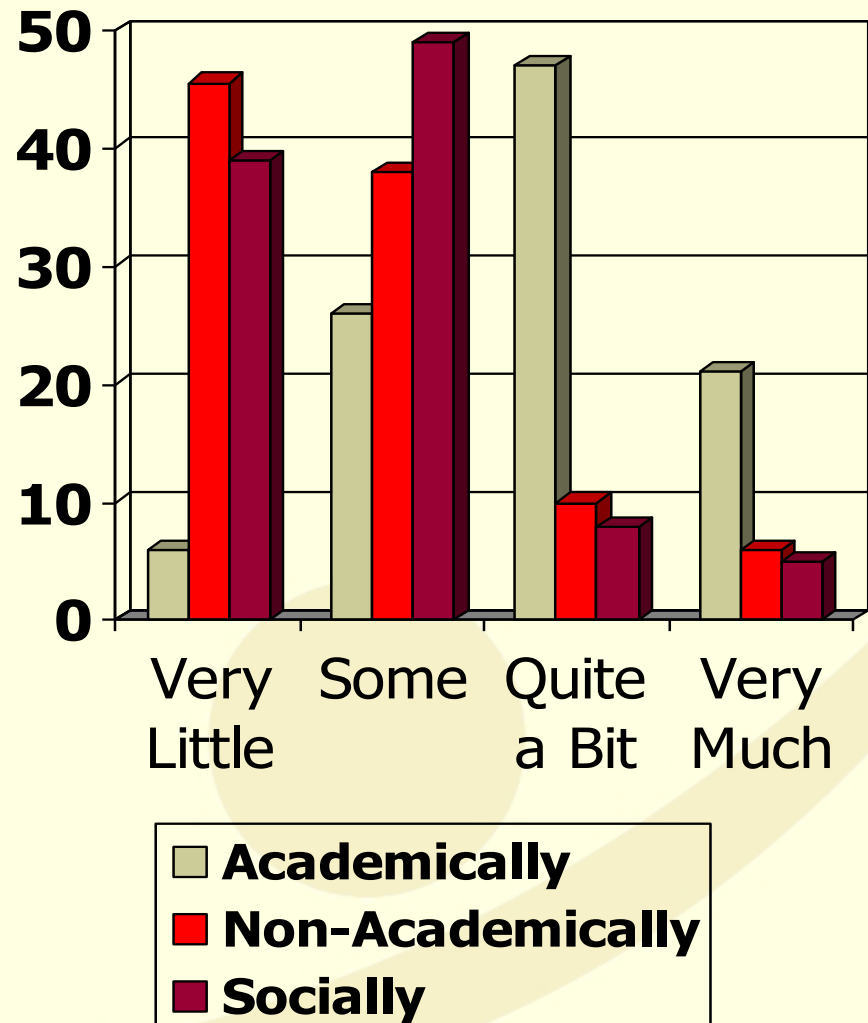
Campus Support

- ◆ Most (70%) freshmen said IU Kokomo provides a lot of support to help them succeed academically.
- ◆ Most (78%) freshmen said IU Kokomo provides *relatively little* support to help them cope with non-academic responsibilities.
- ◆ Most (72%) freshmen said IU Kokomo provides *relatively little* support to help them thrive socially.



Campus Support

- ◆ Most (68%) seniors said IU Kokomo provides a lot of support to help them succeed academically.
- ◆ Most (84%) seniors said IU Kokomo provides *relatively little* support to help them cope with non-academic responsibilities.
- ◆ Most (88%) seniors said IU Kokomo provides *relatively little* support to help them thrive socially.



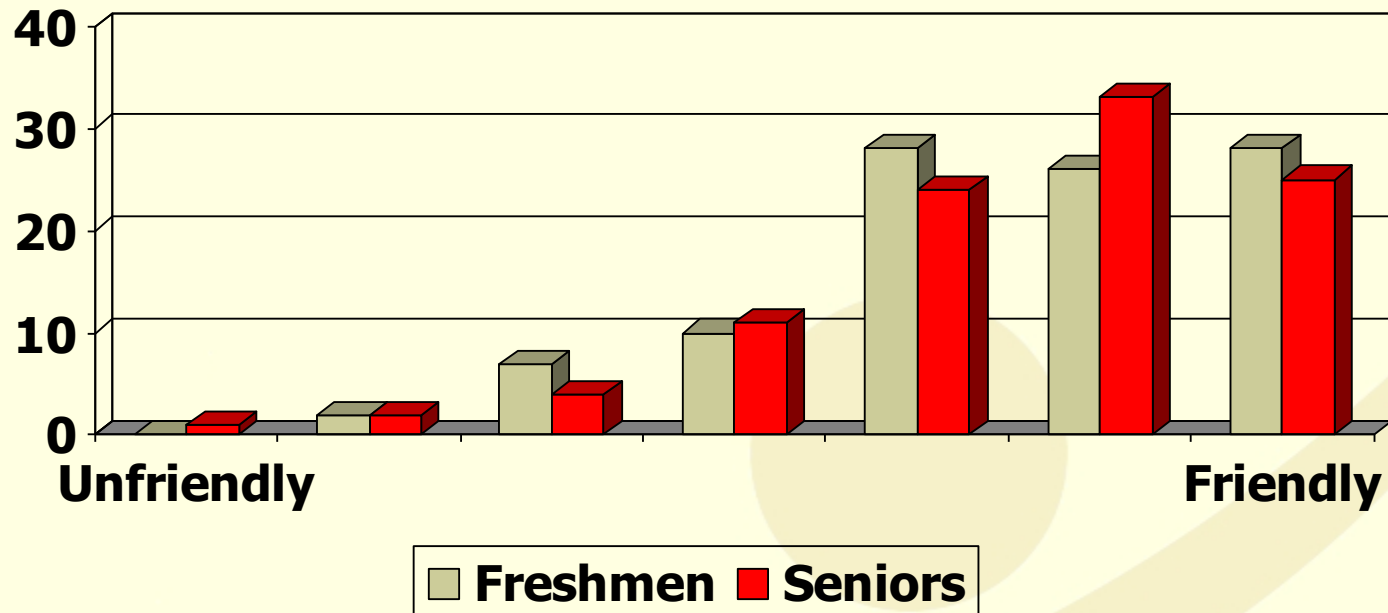
Quality of Relationships

- ◆ “Thinking about your overall experience at this institution, how would you rate the quality of your relationships with other students?”
- ◆ Students responded on a scale of 1 (Unfriendly, Unsupportive, Sense of Alienation) to 7 (Friendly, Supportive, Sense of Belonging)

◆ **Good news!**

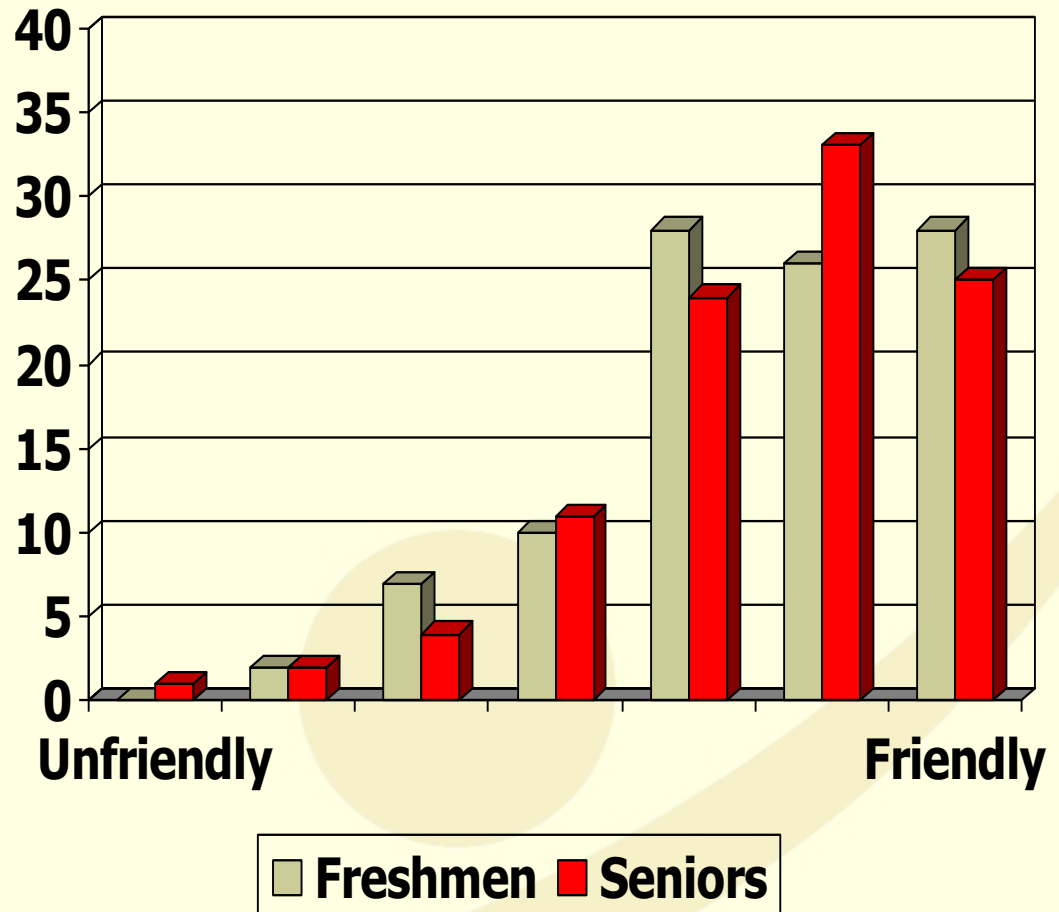
Quality of Relationships

**Percentage of All Responses
(2001, 2002, & 2004)**



Quality of Relationships

- ◆ 82% of Freshmen and 82% of Seniors say their relationships with other students are friendly and supportive

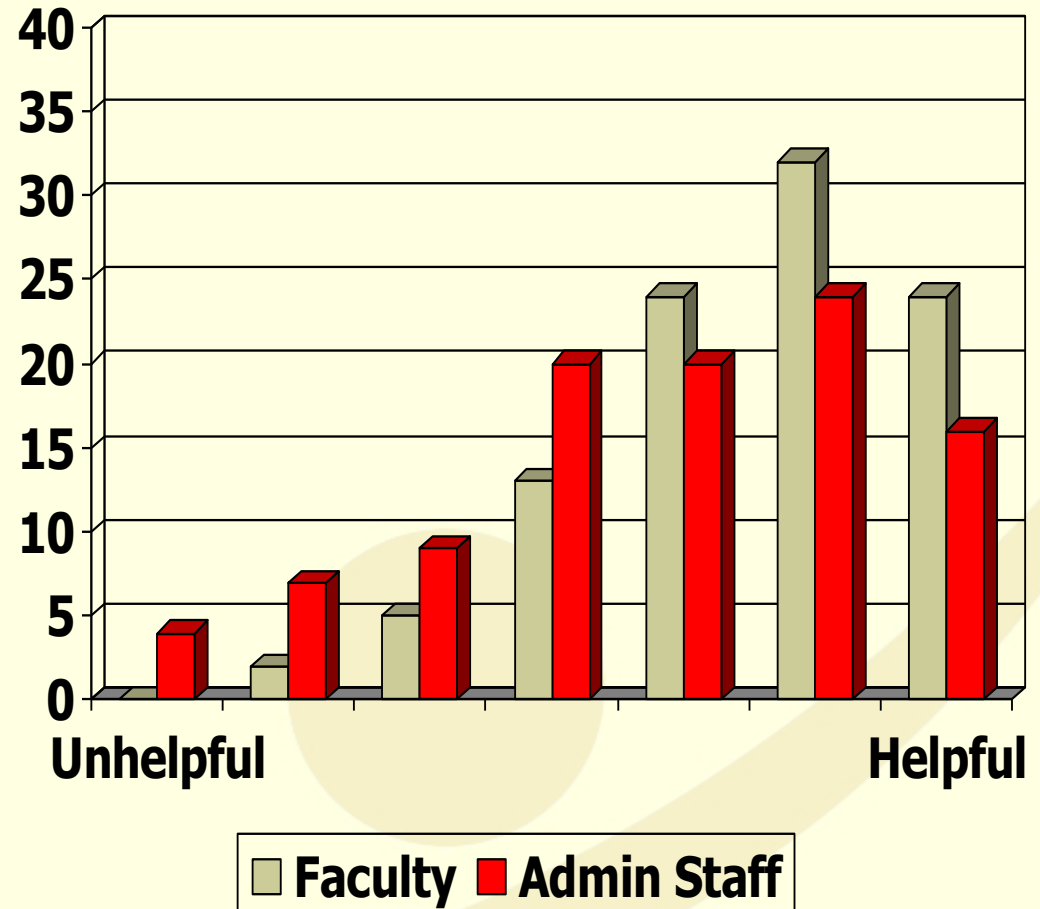


Quality of Relationships

- ◆ Thinking about your overall experience at this institution, how would you rate the quality of relationships with **faculty** and **administrative personnel and offices**?
- ◆ Students responded on a scale of 1 (unhelpful) to 7 (helpful)

Quality of Relationships

- ◆ 20% see staff as relatively unhelpful (responded 1, 2, or 3)
- ◆ 60% see staff as relatively helpful (responded 5, 6, or 7)



Other NSSE Findings

- ◆ Our students spend more hours working for pay **off campus**, and fewer hours working for pay **on campus** than do their peers.
- ◆ Our students spend less time in co-curricular activities, and more time providing care for dependents living with them than do their peers.

Where Do We Go From Here?

- ◆ What do you think?
- ◆ What can staff do to increase the engagement of our students so that they are more likely to be successful?