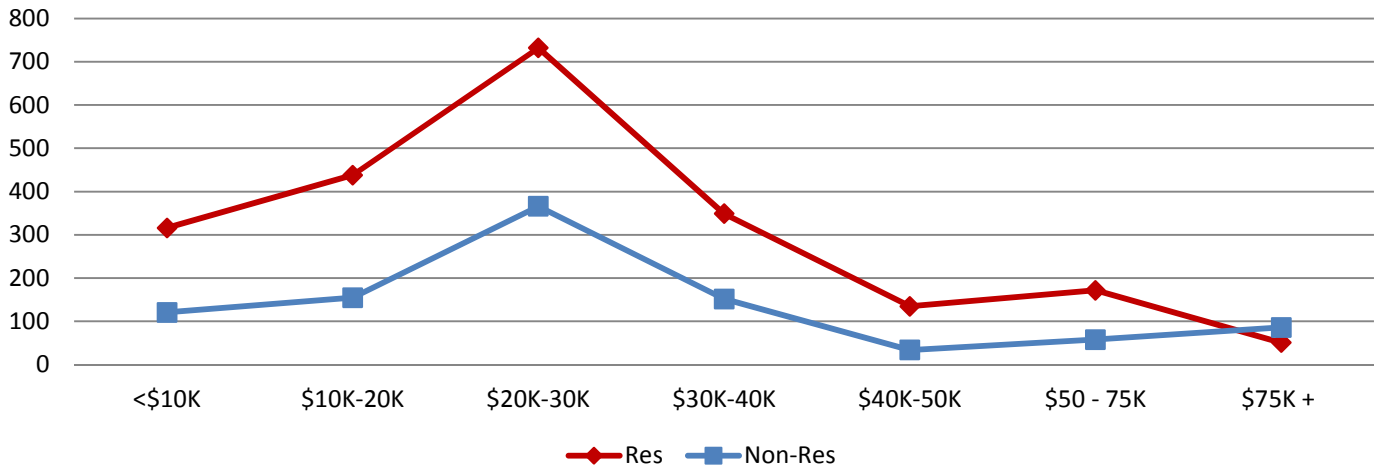


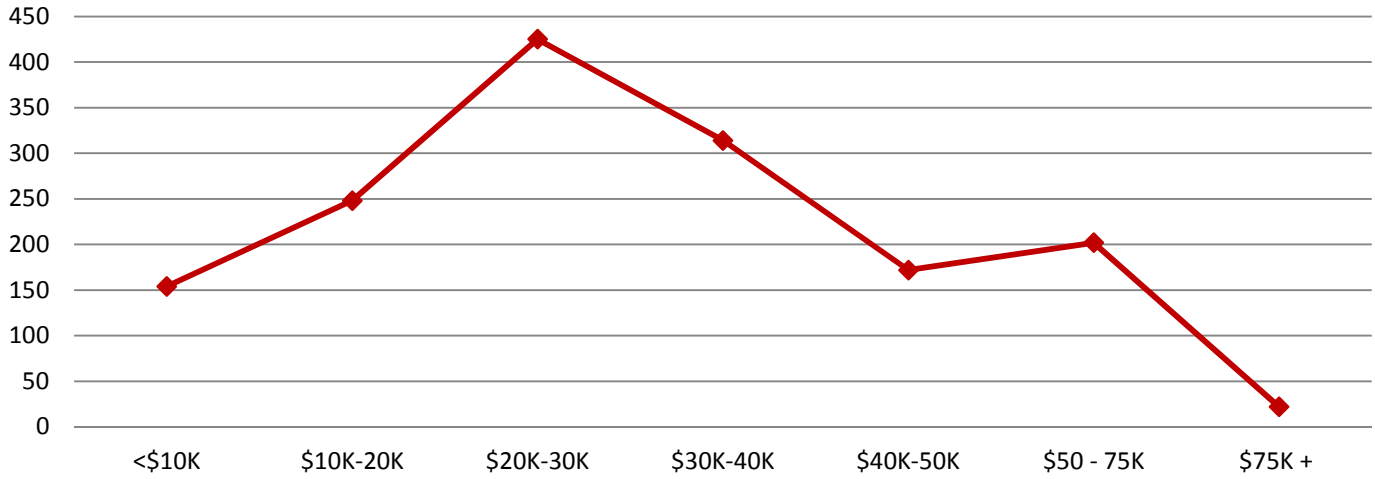
### BL 2011-12 Loan Debt by Residency



	Resident	Non-Resident	Total
<b>BA/BS Graduates*</b>	3,680	2,355	6,035
<b>Avg. Loan Debt</b>	\$27,135	\$32,456	\$28,769
<b>Median Loan Debt</b>	\$25,719	\$26,991	\$26,492
<b>% Without Loans</b>	40%	59%	48%

\* Began at IU

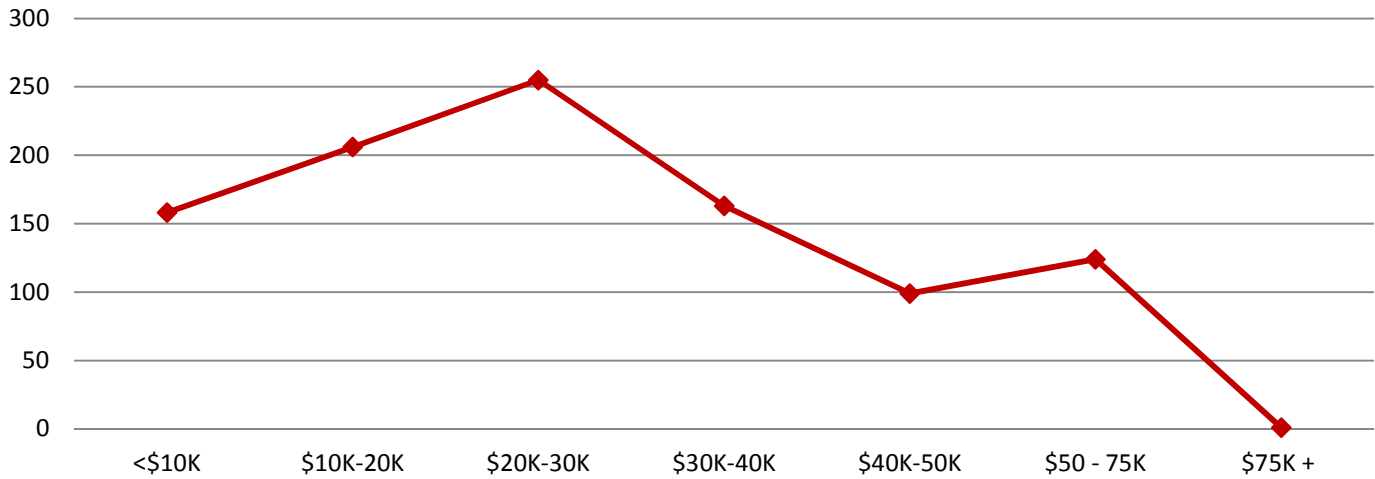
### IUPUI 2011-12 Resident Loan Debt



	Resident	Non-Resident	Total
<b>BA/BS Graduates*</b>	2,002	99	2,101
<b>Avg. Loan Debt</b>	\$30,804	\$26,548	\$30,752
<b>Median Loan Debt</b>	\$28,574	\$22,557	\$28,500
<b>% Without Loans</b>	23%	81%	26%

\* Began at IU

### Regionals 2011-12 Resident Loan Debt



	Resident	Non-Resident	Total
<b>BA/BS Graduates*</b>	1,359	102	1,461
<b>Avg. Loan Debt</b>	\$27,559	\$30,025	\$27,678
<b>Median Loan Debt</b>	\$26,384	\$27,115	\$26,418
<b>% Without Loans</b>	26%	50%	28%

\* Began at IU