

Report: Summary of the Assessment Cycle Results in : 2020-2021 Assessment Cycle: Assessment Plan and Assessment Findings

Report Generated by Taskstream

Workspace: Academic Program Assessment and Planning Workspace

Assessment Plan Template : IU Kokomo Academic Assessment Template [

Report Generated : Tuesday, July 20, 2021

Organizational Area	Summary Results																																																																														
Indiana University System AMS » Indiana University: Kokomo » Academic Affairs » School of Humanities & Social Sciences <b>English/Languages</b>	<p><b>Overall Statistics</b></p> <ul style="list-style-type: none"> <li>• <b>25%</b> (1/4) outcomes were included</li> <li>• <b>100%</b> (1/1) of outcomes included have at least one measure specified</li> <li>• <b>100%</b> (1/1) of outcomes included have measures with findings specified</li> </ul> <table border="1" data-bbox="695 565 2022 1065"> <thead> <tr> <th colspan="2" data-bbox="695 565 1356 662">1 Total Measure ( Includes measures that do not have findings)</th> <th colspan="2" data-bbox="1356 565 2022 662">1 Total Measure with Findings</th> </tr> <tr> <th colspan="2" data-bbox="695 662 1024 711">Measure Type/Method</th> <th colspan="2" data-bbox="1024 662 1356 711">Measure Level</th> <th colspan="2" data-bbox="1356 662 2022 711">Acceptable Target Achievement</th> </tr> </thead> <tbody> <tr> <td data-bbox="695 711 850 735">Student Artifact</td> <td data-bbox="850 711 1024 735">1 (100%)</td> <td data-bbox="1024 711 1150 735">Course</td> <td data-bbox="1150 711 1356 735">1 (100%)</td> <td data-bbox="1356 711 1480 735">Not Met</td> <td data-bbox="1480 711 2022 735">0 (0%)</td> </tr> <tr> <td data-bbox="695 735 850 760">Exam</td> <td data-bbox="850 735 1024 760">0 (0%)</td> <td data-bbox="1024 735 1150 760">Program</td> <td data-bbox="1150 735 1356 760">0 (0%)</td> <td data-bbox="1356 735 1480 760">Met</td> <td data-bbox="1480 735 2022 760">1 (100%)</td> </tr> <tr> <td data-bbox="695 760 850 784">Portfolio</td> <td data-bbox="850 760 1024 784">0 (0%)</td> <td data-bbox="1024 760 1150 784">Institution</td> <td data-bbox="1150 760 1356 784">0 (0%)</td> <td data-bbox="1356 760 1480 784">Exceeded</td> <td data-bbox="1480 760 2022 784">0 (0%)</td> </tr> <tr> <td data-bbox="695 784 850 808">Other</td> <td data-bbox="850 784 1024 808">0 (0%)</td> <td data-bbox="1024 784 1150 808">Other</td> <td data-bbox="1150 784 1356 808">0 (0%)</td> <td data-bbox="1356 784 1480 808">Unspecified</td> <td data-bbox="1480 784 2022 808">0 (0%)</td> </tr> <tr> <td data-bbox="695 808 850 833"><b>Total Direct</b></td> <td data-bbox="850 808 1024 833"><b>1 (100%)</b></td> <td data-bbox="1024 808 1150 833">Unspecified</td> <td data-bbox="1150 808 1356 833">0 (0%)</td> <td colspan="2"></td> </tr> <tr> <td data-bbox="695 865 850 889">Survey</td> <td data-bbox="850 865 1024 889">0 (0%)</td> <td colspan="4"></td> </tr> <tr> <td data-bbox="695 889 850 914">Focus Group</td> <td data-bbox="850 889 1024 914">0 (0%)</td> <td colspan="4"></td> </tr> <tr> <td data-bbox="695 914 850 938">Interview</td> <td data-bbox="850 914 1024 938">0 (0%)</td> <td colspan="4"></td> </tr> <tr> <td data-bbox="695 938 850 963">Other</td> <td data-bbox="850 938 1024 963">0 (0%)</td> <td colspan="4"></td> </tr> <tr> <td data-bbox="695 963 850 987"><b>Total Indirect</b></td> <td data-bbox="850 963 1024 987"><b>0 (0%)</b></td> <td colspan="4"></td> </tr> <tr> <td data-bbox="695 1019 850 1044"><b>Unspecified</b></td> <td data-bbox="850 1019 1024 1044"><b>0 (0%)</b></td> <td colspan="4"></td> </tr> </tbody> </table>			1 Total Measure ( Includes measures that do not have findings)		1 Total Measure with Findings		Measure Type/Method		Measure Level		Acceptable Target Achievement		Student Artifact	1 (100%)	Course	1 (100%)	Not Met	0 (0%)	Exam	0 (0%)	Program	0 (0%)	Met	1 (100%)	Portfolio	0 (0%)	Institution	0 (0%)	Exceeded	0 (0%)	Other	0 (0%)	Other	0 (0%)	Unspecified	0 (0%)	<b>Total Direct</b>	<b>1 (100%)</b>	Unspecified	0 (0%)			Survey	0 (0%)					Focus Group	0 (0%)					Interview	0 (0%)					Other	0 (0%)					<b>Total Indirect</b>	<b>0 (0%)</b>					<b>Unspecified</b>	<b>0 (0%)</b>				
1 Total Measure ( Includes measures that do not have findings)		1 Total Measure with Findings																																																																													
Measure Type/Method		Measure Level		Acceptable Target Achievement																																																																											
Student Artifact	1 (100%)	Course	1 (100%)	Not Met	0 (0%)																																																																										
Exam	0 (0%)	Program	0 (0%)	Met	1 (100%)																																																																										
Portfolio	0 (0%)	Institution	0 (0%)	Exceeded	0 (0%)																																																																										
Other	0 (0%)	Other	0 (0%)	Unspecified	0 (0%)																																																																										
<b>Total Direct</b>	<b>1 (100%)</b>	Unspecified	0 (0%)																																																																												
Survey	0 (0%)																																																																														
Focus Group	0 (0%)																																																																														
Interview	0 (0%)																																																																														
Other	0 (0%)																																																																														
<b>Total Indirect</b>	<b>0 (0%)</b>																																																																														
<b>Unspecified</b>	<b>0 (0%)</b>																																																																														

Report : Assessment Cycle Details for : English/Languages

Report Generated by Taskstream

Workspace : Academic Program Assessment and Planning Workspace

Assessment Plan: 2020-2021 Assessment Cycle: Assessment Plan and Assessment Findings

Assessment Plan Template: IU Kokomo Academic Assessment Template

Report Generated : Tuesday, July 20, 2021

## Measures and Findings

### *English Learning Outcomes*

#### Outcome

#### **Critical Theory and Practice**

*Students should be able to*

*2. Apply critical theory to literary and cultural works*

#### **Mapped to:**

*No Mapping*

#### **Measure**

*ENG-L 202 Papers*

**COURSE LEVEL; DIRECT - STUDENT ARTIFACT**

#### **Details/Description:**

This outcome demonstrated through student papers generated in ENG-L202 Literary Interpretation. These materials will be assessed by the faculty member teaching the course.

#### **Acceptable Target:**

The performance criteria will be a C- or better in the course. A benchmark will be that 90% of English majors will earn a C- or better in L202 Literary Interpretation.


#### **Implementation Plan (timeline):**


Fall 19-Spring 20

#### **Key/Responsible Personnel:**

Jim Coby, Joe Keener

#### **Supporting Attachments:**

 Assessment Plan 2015-2020 (Microsoft Word)

 Coby L202 Assessment (Zip)

#### **Findings**

*for ENG-L 202 Papers*

#### **Summary of Findings:**

Out of a class of 14, 7 were English majors. Of that 7, only one failed to make the C-average. This puts the results at 86%


#### **Acceptable Target Achievement:**

Met

**Reflections/Notes:**

While we were shooting for an 90%, the one student who didn't make it received an "I" in the course due to illness, so, I am going to count this as met even though it's 4% below the target.

**Substantiating Evidence:**

 Coby L202 Assessment (Zip)  
Student Papers