


INDIANA UNIVERSITY



IU Kokomo Peer Institution Selection and Analysis

Presented to the Board of Trustees – May 4, 2006

University Planning, Institutional Research, & Accountability

Poplars 809

(812) 856-0850

upira@indiana.edu

IU Kokomo Peer Institution Selection and Analysis

Peer institution selection for IU Kokomo was coordinated between Assistant Vice Chancellor for Academic Affairs, Tim Sehr and Associate Vice President of University Planning, Institutional Research, and Accountability, Vic Borden. An initial set of analyses was provided along with an interactive peer modeling tool. Assistant Vice Chancellor Sehr conferred closely with Chancellor Person, Vice Chancellor for Academic Affairs, Stuart Green, and Dean of Nursing Penny Cass in formulating selections. Chancellor Person presented the list of peers and a complete set of supporting data to the Chancellor's Cabinet and the list of peers with an abbreviated set of supporting data to the Faculty Senate.

The following peer institutions were selected :

- Auburn University Montgomery
- Bluefield State College
- Eastern Oregon University
- Lewis-Clark State College
- Louisiana State University Shreveport
- Minot State University
- Missouri Southern State University
- Montana State University-Billings
- University of Alaska Southeast
- The University of Texas of the Permian Basin

IU Kokomo also selected the following aspirational reference group:

- Bemidji State University
- Shepherd University
- University of Wisconsin-Green Bay
- University of Wisconsin-Parkside
- Worcester State College

The remainder of this document describes briefly the interactive peer model used to inform the selection process, followed by a comparison of IU Kokomo with the peer and aspirational institutions across a wide range of measures. A glossary provided under separate cover contains more detailed descriptions of the various measures shown in the comparisons.

The Interactive Peer Model

The modeling analysis employed a hybrid threshold/distance methodology, wherein the target institution (IU Kokomo) is compared to all other institutions in the selection pool across a varied set of measures. For each measure, ranges were defined according to the distribution of institutions around the IU Kokomo value. Percentile ranges were used to determine cutoff points. Institutions within a 10 percentile range (+/- 5 percentile) were deemed most similar and assigned zero points. Institutions beyond the 10 percentile range but within 25 (+/- 12.5) percentile points were assigned 1 point. Point values increased for institutions less similar, from 3 to 10 to 25 for the next three concentric percentile ranges. The distance of an institution from IU Kokomo was determined by summing the assigned points across all measures.

Weights and Aspirational Values

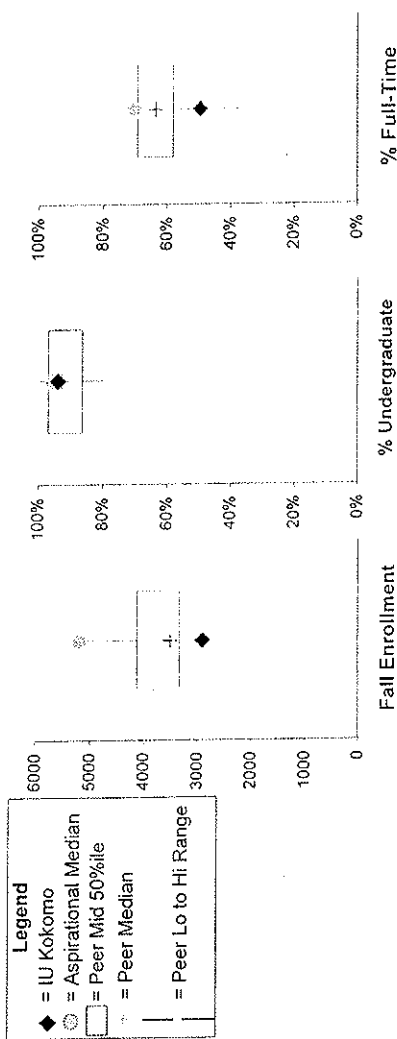
The interactive model also allowed the user to weight any or all measures from zero (not included in the analysis) to an unlimited upper value. Various combinations were provided as examples. The model also accommodated setting aspirational values for any or all of the measures. Peer listings generated using the aspirational values illustrated institutions that are closest to the aspirational profile thus created.

The tables and charts included in the remainder of this document compare IU Kokomo to both the peer and aspirational institutions. However, IU Kokomo is ranked only against the peer group. The median of the aspirational institutions is included in the summary charts as a single comparison point, whereas the distribution of the peer institutions is represented more fully according to the low and high values, the middle 50 percentile range and the median.

Enrollment

IU Kokomo has the lowest student enrollment total among its peer group and a slightly lower than typical proportion of postbaccalaureate level students. Its 50/50 split between full- and part-time students is skewed more toward part-timers than all but one of the peers. Enrollments among the aspirational institutions are generally higher and students more proportionately full-time. Four of the five aspirational institutions are predominantly undergraduate with one, Worcester State, having a notable proportion of master's level students.

	Total Enrollment	Level			Course Load	
		Undergrad	Grad/Prof	Full-Time	Part-Time	
Indiana University Kokomo	2,903	94%	6%	50%	50%	
(Rank among Peers)	(11)	(4)	(8)	(10)	(2)	
Median of Peers	3,661	92%	8%	65%	35%	
Peer Institutions						
Auburn University Montgomery	5,123	85%	15%	61%	39%	
Bluefield State College	3,506	100%	0%	70%	30%	
Eastern Oregon University	3,338	92%	8%	57%	43%	
Lewis-Clark State College	3,325	100%	0%	70%	30%	
Louisiana State University Shreveport	4,401	85%	15%	64%	36%	
Minot State University	3,851	93%	7%	67%	33%	
Missouri Southern State University	5,256	100%	0%	69%	31%	
Montana State University-Billings	3,815	88%	12%	71%	29%	
University of Alaska Southeast	3,375	93%	7%	28%	72%	
The Univ. of Texas of the Permian Basin	3,281	79%	21%	60%	40%	
Aspirational Institutions						
Bemidji State University	4,779	93%	7%	71%	29%	
Shepherd University	5,206	99%	1%	63%	37%	
University of Wisconsin-Green Bay	5,557	96%	4%	82%	18%	
University of Wisconsin-Parkside	4,977	98%	2%	73%	27%	
Worcester State College	5,404	84%	16%	59%	41%	
Median of Aspirational Group	5,206	96%	4%	71%	29%	

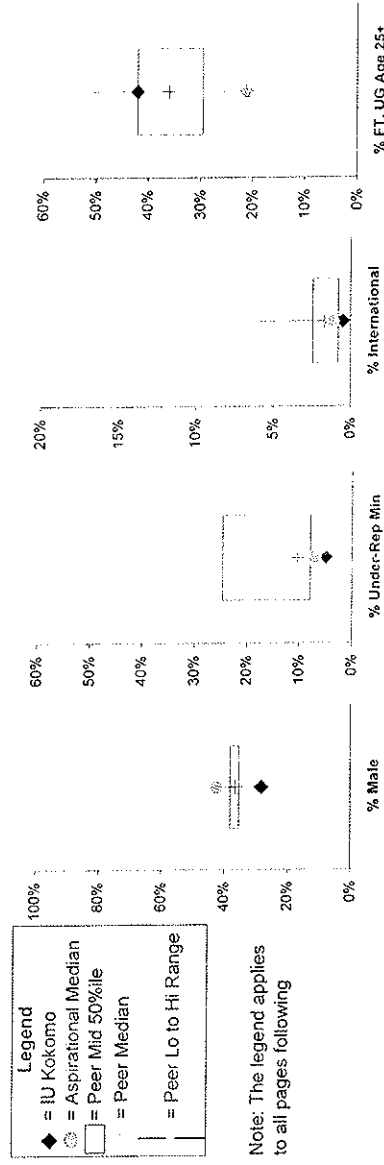


Source: IPEDS Fall 2004 Enrollment Survey.

Student Profile Characteristics

IU Kokomo enrolls a larger female student majority than any of its peers, which in turn enroll a larger proportion of females than the aspirational institutions. Representation of minority students varies widely among the group and is closely related to the regional population demographics of these institutions. Although most of the institutions have relatively modest international student enrollment, IU Kokomo has the second lowest proportion among the group. IU Kokomo is the only institution among both the peer and aspirational groups that enrolled exclusively state resident students in its first-time freshman class in Fall 2004. Typically, a third of undergraduate students at the peer institutions are age 25 or older. IU Kokomo has the third largest proportion of older undergraduates among the peers. The aspirational institutions enroll smaller proportions of older students.

	Gender		Race/Ethnicity/Citizenship Status			New FTIC* State Res	% FT UG Age 25+
	Male	Female	Under-rep	Min	Total Minority		
Indiana University Kokomo (Rank among Peers)	28% (11)	72% (1)	5%	(11)	6%	100%	42%
Median of Peers	37%	63%	10%	(11)	11%	87%	35%
Peer Institutions							
Auburn University Montgomery	35%	65%	36%		37%	98%	19%
Bluefield State College	37%	63%	11%		11%	97%	48%
Eastern Oregon University	41%	59%	8%		11%	65%	37%
Lewis-Clark State College	38%	62%	10%		11%	78%	42%
Louisiana State University Shreveport	35%	65%	28%		29%	91%	22%
Minot State University	36%	64%	8%		9%	81%	31%
Missouri Southern State University	40%	60%	7%		8%	84%	29%
Montana State University-Billings	32%	68%	9%		10%	92%	29%
University of Alaska Southeast	35%	65%	21%		24%	79%	35%
The Univ. of Texas of the Permian Basin	38%	62%	39%		40%	95%	54%
Aspirational Institutions							
Bemidji State University	46%	54%	6%		7%	88%	30%
Shepherd University	43%	57%	7%		8%	72%	20%
University of Wisconsin-Green Bay	33%	67%	3%		6%	95%	19%
University of Wisconsin-Parkside	43%	57%	16%		19%	95%	21%
Worcester State College	37%	63%	7%		10%	89%	29%
Median of Aspirational Group	43%	57%	7%		8%	89%	21%



Note: The legend applies to all pages following

Source: IPEDS Fall 2004 Enrollment Survey for all but Age, which comes from the institutions' 2005-06 Common Data set, if available, or else from the 2004-05 Common Data Set as incorporated in U.S. News & World Report College Rankings.

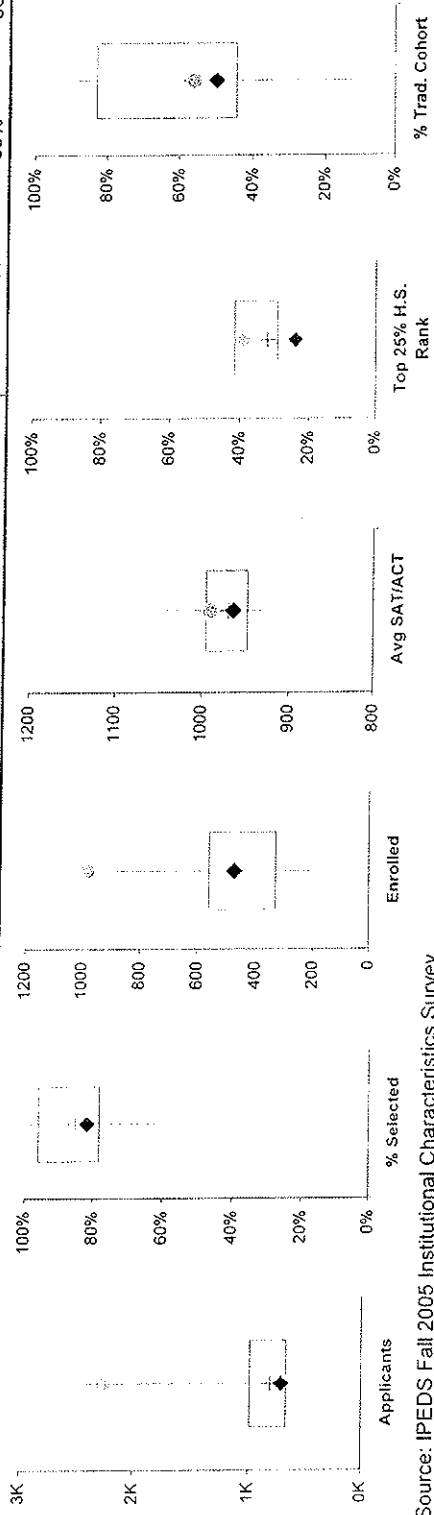
*FTIC = First Time in College, that is, students who are entering without previous college experience, except perhaps college credits earned in high school.

Undergraduate Admission

IU Kokomo ranks seventh in the number of undergraduate applications it receives from first-time students, which is perhaps larger than would be expected since it is the smallest institution in total enrollment among the group. Its selectivity rate of 82% is below the median of the peers and aspirational institutions. IU Kokomo has a relatively high yield rate, which is indicative of enrolling many "place-bound" students.

IU Kokomo's traditional first-time, full-time students have near median SAT's among both the peer and aspirational institutions. The proportion of students from the top quarter of the high school class is below the two medians. Consistent with its large mature student population, only one-half of IU Kokomo's entering fall semester class represents traditional first-time, full-time enrollees.

	First-Time Matriculant Admissions Activity				Avg SAT/ ACT Equiv	Top 25% H.S. Rank	% Trad. Cohort
	Applicants	Admits	% Selected	Enrolled			
Indiana University Kokomo (Rank among Peers)	717 (7)	587 (7)	82% (8)	476 (5)	964 (7)	24% (8)	50% (8)
Median of Peers	882	658	90%	463	970	33%	60%
Peer Institutions							
Auburn University Montgomery	814	798	98%	758	970	33%	51%
Bluefield State College	692	665	96%	316	928	33%	87%
Eastern Oregon University	955	712	75%	344	911	41%	31%
Lewis-Clark State College	1,100	650	59%	512	945	26%	62%
Louisiana State University Shreveport	1,020	455	45%	455	950	26%	57%
Minot State University	645	551	85%	471	970	33%	79%
Missouri Southern State University	2,512	2,494	99%	897	1010	43%	89%
Montana State University-Billings	949	911	96%	609	995	30%	89%
University of Alaska Southeast	310	254	82%	202	1050	31%	10%
The Univ. of Texas of the Permian Basin	547	520	95%	264	995	55%	39%
Aspirational Institutions							
Bemidji State University	1,415	1,091	77%	595	990	50%	40%
Shepherd University	1,377	1,249	91%	843	990	50%	31%
University of Wisconsin-Green Bay	2,454	2,256	92%	998	990	49%	59%
University of Wisconsin-Parkside	2,266	2,150	95%	982	950	24%	56%
Worcester State College	4,428	2,638	60%	1,050	998	29%	99%
Median of Aspirational Group	2,266	2,150	84%	982	990	39%	56%

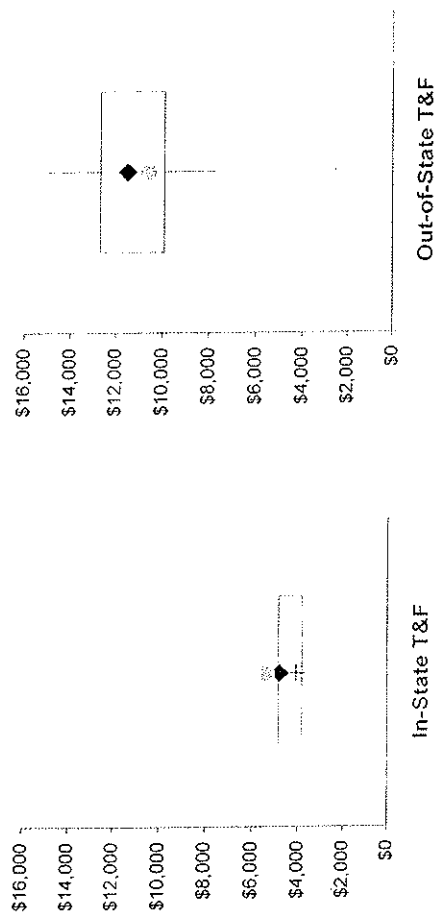


Source: IPEDS Fall 2005 Institutional Characteristics Survey.

First-Time Undergraduate Student Charges

IU Kokomo's tuition and fee rates for full-time state and non-state residents are slightly above the peer median. The in-state rate is below and the out-of-state rate above the corresponding aspirational medians.

	In-State			Out-of-State		
	Tuition	Req Fees	Total	Tuition	Req Fees	Total
Indiana University Kokomo (Rank among Peers) Median of Peers	\$4,475 (3) 3,732	\$360 (7) 610	\$4,835 (5) 4,080	\$11,153 (4) 9,753	\$360 (7) 610	\$11,513 (6) 10,977
Peer Institutions						
Auburn University Montgomery	\$4,640	\$230	\$4,870	\$13,200	\$230	\$13,430
Bluefield State College	4,277	720	4,997	14,323	720	15,043
Eastern Oregon University	5,928	200	6,128	12,070	200	12,270
Lewis-Clark State College	3,714	0	3,714	10,266	0	10,266
Louisiana State University Shreveport	2,550	755	3,305	6,880	755	7,635
Minot State University	3,460	632	4,092	9,238	632	9,870
Missouri Southern State University	3,750	166	3,916	7,500	166	7,666
Montana State University-Billings	3,762	1,094	4,856	8,144	4,952	13,096
University of Alaska Southeast	3,480	588	4,068	11,100	588	11,688
The Univ. of Texas of the Permian Basin	2,616	724	3,340	9,240	724	9,964
Aspirational Institutions						
Bemidji State University	\$5,246	\$770	\$6,016	\$5,246	\$770	\$6,016
Shepherd University	350	3,696	4,046	1,300	9,318	10,618
University of Wisconsin-Green Bay	4,277	1,148	5,425	14,323	1,148	15,471
University of Wisconsin-Parkside	4,365	1,288	5,653	4,365	1,288	5,653
Worcester State College	970	4,109	5,079	7,050	4,109	11,159
<i>Median of Aspirational Group</i>	<i>\$4,277</i>	<i>\$1,288</i>	<i>\$5,425</i>	<i>\$5,246</i>	<i>\$1,288</i>	<i>\$10,618</i>

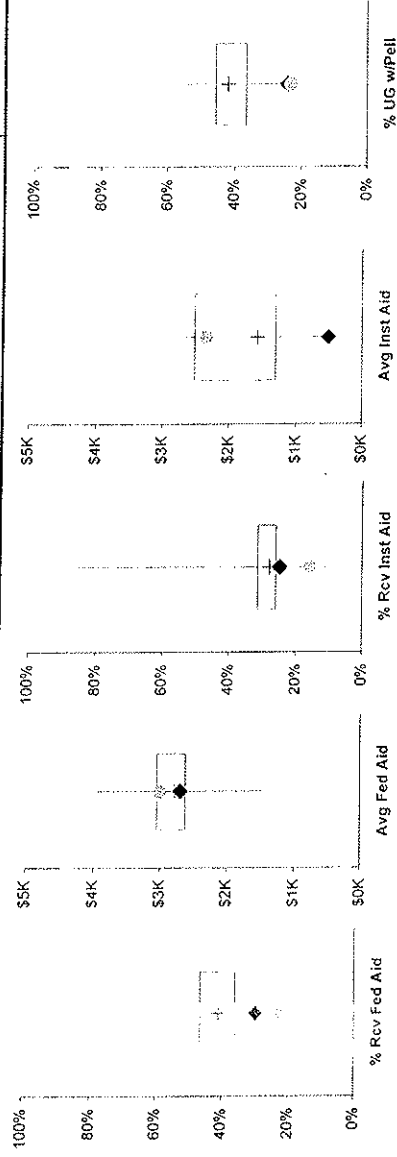


Source: IPEDS Fall 2005 Institutional Characteristics Survey (Charges for Academic Year 2005-06).

First-Time, First-Year Undergraduate Student Aid and Total Undergraduates Receiving Pell Grants

The percent of new students receiving federal aid and percent of all students receiving Pell grants are proxy indicators for low-income student enrollment. IU Kokomo ranks relatively low, especially among the peers in the proportion of such students. However, it is also possible that IU Kokomo students are less apt to apply for federal aid due to the relatively high proportion of peers who are ineligible for some of these programs. IU Kokomo also gives institutional aid to a relatively small proportion of students compared to the peers but consistent with the aspirational group. However, IU Kokomo awards the lowest average amount of institutional aid among all the institutions.

	Federal Aid		Institutional Aid		% of All UGrads w/Pell Grant
	% Receiving	Avg Amount	% Receiving	Avg Amount	
Indiana University Kokomo (Rank among Peers) Median of Peers	30% (11) 43%	\$2,697 (8) 2,848	25% (9) 29%	\$514 (11) 1,814	24% (11) 42%
Peer Institutions					
Auburn University Montgomery	41%	\$3,286	24%	\$2,384	41%
Bluefield State College	68%	2,488	10%	1,050	55%
Eastern Oregon University	36%	3,161	29%	2,633	46%
Lewis-Clark State College	53%	3,965	28%	1,502	43%
Louisiana State University Shreveport	45%	2,751	31%	1,578	36%
Minot State University	36%	2,526	28%	1,329	42%
Missouri Southern State University	48%	2,917	70%	2,049	37%
Montana State University-Billings	41%	2,937	27%	3,014	50%
University of Alaska Southeast	31%	2,778	32%	2,701	31%
The Univ. of Texas of the Permian Basin	45%	1,432	89%	1,276	45%
Aspirational Institutions					
Beimidji State University	67%	\$1,715	42%	\$1,752	67%
Shepherd University	21%	2,824	16%	2,337	21%
University of Wisconsin-Green Bay	21%	3,005	14%	3,883	21%
University of Wisconsin-Parkside	25%	3,314	8%	3,996	24%
Worcester State College	23%	3,116	35%	1,016	23%
Median of Aspirational Group	23%	\$3,005	16%	\$2,337	23%



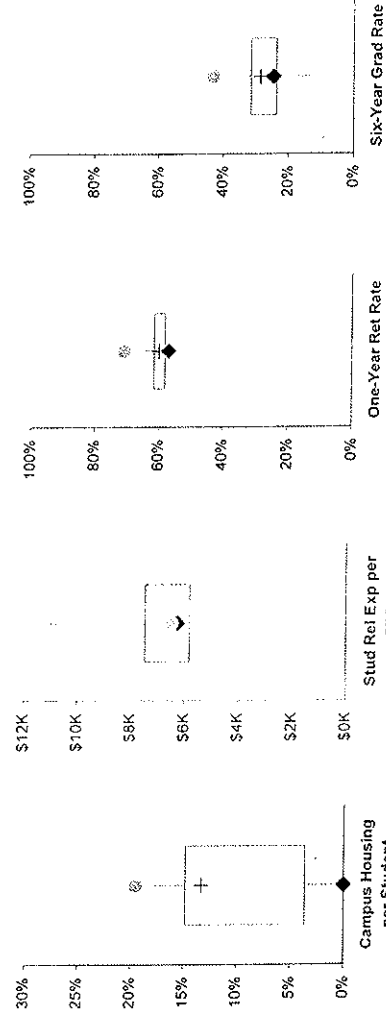
Source: IPEDS Student Financial Aid Survey (Academic Year 2003-04) and Postsecondary Education Opportunity Pell Grant Data from Office of Postsecondary Education, U.S. Department of Education (Academic Year 2001-02).

Student Life and Progress

IU Kokomo is an exclusively commuter campus, like two of its peers (although one has private housing available to students immediately off campus). The other institutions have housing to serve between seven and 32 percent of their students. IU Kokomo's per FTE expenditures for instruction, academic support and student support is slightly below the medians of both the peers and the aspirational institutions.

The one-year retention rate and six year graduation rate for IU Kokomo are below the median for the peer group and well below the corresponding rates for the aspirational group

	Campus Housing Units per Enrolled Student	Student Related Expenditures per FTE	One-Year Retention Rate	Six-Year Graduation Rate
Indiana University Kokomo	0%	\$6,260	57%	25%
(Rank among Peers)	(9)	(5)	(9)	(8)
Median of Peers	14%	6,161	61%	29%
Peer Institutions				
Auburn University Montgomery	18%	\$6,161	61%	29%
Bluefield State College	0%	5,214	60%	23%
Eastern Oregon University	15%	6,683	66%	33%
Lewis-Clark State College	7%	8,035	59%	33%
Louisiana State University Shreveport	0%	5,470	58%	13%
Minot State University	15%	5,943	62%	30%
Missouri Southern State University	13%	5,745	61%	32%
Montana State University-Billings	15%	7,728	54%	26%
University of Alaska Southeast	8%		60%	19%
The Univ. of Texas of the Permian Basin	14%	11,771	69%	31%
Aspirational Institutions				
Bemidji State University	24%	\$5,881	70%	48%
Shepherd University	20%	6,985	71%	37%
University of Wisconsin-Green Bay	32%	6,509	75%	45%
University of Wisconsin-Parkside	16%	8,090	62%	29%
Worcester State College	19%	6,401	71%	43%
Median of Aspirational Group	20%	\$6,509	71%	43%

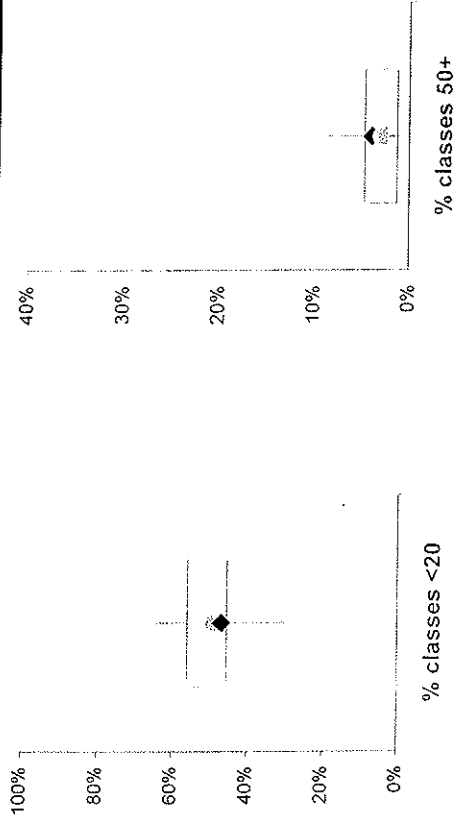


Sources: IPEDS Fall 2005 Institutional Characteristics Survey, IPEDS Fiscal Year 2003-04 Finance Survey, IPEDS Fall 2004 Enrollment Survey, and IPEDS 2004 Graduation Rate Survey (Reporting on the Fall 1998 Traditional Cohort).

Undergraduate Class Size

The proportion of small undergraduate classes at IU Kokomo is just below, and the proportion of large classes just above the peer and aspirational group medians.

	(Rank among Peers) Median of Peers	% classes with less than 20 Students	% classes with 50+ Students
Indiana University Kokomo		47%	4%
Peer Institutions			
Auburn University Montgomery		50%	1%
Bluefield State College	(6)	58%	1%
Eastern Oregon University		47%	9%
Lewis-Clark State College		67%	1%
Louisiana State University Shreveport		30%	5%
Minot State University		63%	2%
Missouri Southern State University		49%	2%
Montana State University-Billings		45%	3%
University of Alaska Southeast			
The Univ. of Texas of the Permian Basin		44%	9%
Aspirational Institutions			
Bemidji State University		58%	3%
Shepherd University		55%	1%
University of Wisconsin-Green Bay		27%	16%
University of Wisconsin-Parkside		43%	9%
Worcester State College		49%	0%
<i>Median of Aspirational Group</i>		49%	3%

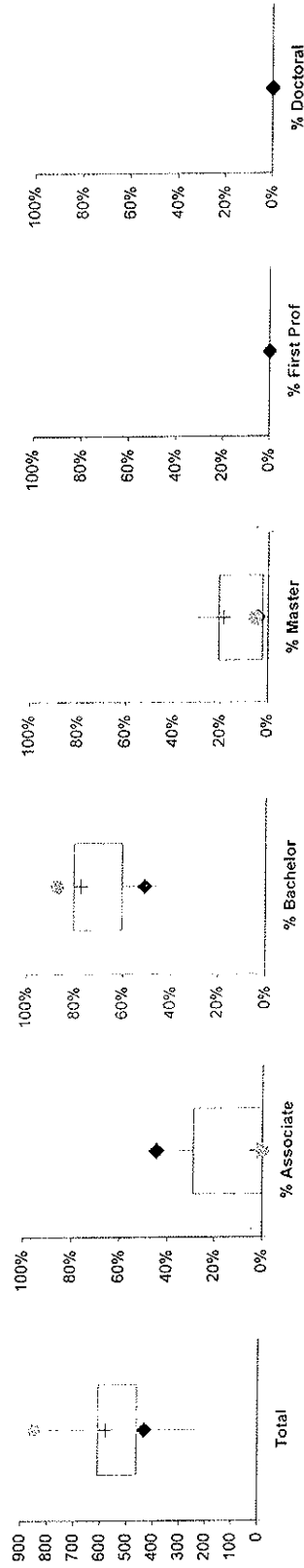


Source: Common Data Set from Institution Web Sites (2005-06 or 2004-05 as available).

Degrees Conferred by Level

IU Kokomo confers the largest number and second largest percentage of associate's degrees among the peers, among which half confer a notable number of associate's degrees and half confer few or none. IU Kokomo is relatively low among the group in the number and percent of master's degrees awarded, with the peer group having more significant master level instruction than the aspirational group. None of the institutions offer first professional or doctoral degrees.

	Number Conferred					Percent Distribution					
	Total	Associate	Bachelor	Master	First Prof	Doctoral	Associate	Bachelor	Master	First Prof	Doctoral
Indiana University Kokomo (Rank among Peers)	435	194	222	19	0	0	45%	51%	4%	0%	0%
Median of Peers	589	9	466	93	0	0	1%	78%	19%	0%	0%
Peer Institutions											
Auburn University Montgomery	833	0	621	212	0	0	0%	75%	25%	0%	0%
Bluefield State College	367	182	185	0	0	0	50%	50%	0%	0%	0%
Eastern Oregon University	610	3	489	118	0	0	0%	80%	19%	0%	0%
Lewis-Clark State College	530	162	368	0	0	0	31%	69%	0%	0%	0%
Louisiana State University Shreveport	596	0	482	114	0	0	0%	81%	19%	0%	0%
Minot State University	491	1	421	69	0	0	0%	86%	14%	0%	0%
Missouri Southern State University	830	124	706	0	0	0	15%	85%	0%	0%	0%
Montana State University-Billings	609	14	480	115	0	0	2%	79%	19%	0%	0%
University of Alaska Southeast	230	64	94	72	0	0	28%	41%	31%	0%	0%
The Univ. of Texas of the Permian Basin	581	0	452	129	0	0	0%	78%	22%	0%	0%
Aspirational Institutions											
Bemidji State University	973	61	851	61	0	0	6%	87%	6%	0%	0%
Shepherd University	669	138	526	5	0	0	21%	79%	1%	0%	0%
University of Wisconsin-Green Bay	993	0	937	56	0	0	0%	94%	6%	0%	0%
University of Wisconsin-Parkside	612	0	581	31	0	0	0%	95%	5%	0%	0%
Worcester State College	852	0	705	147	0	0	0%	83%	17%	0%	0%
Median of Aspirational Group	852	0	705	56	0	0	0%	87%	6%	0%	0%

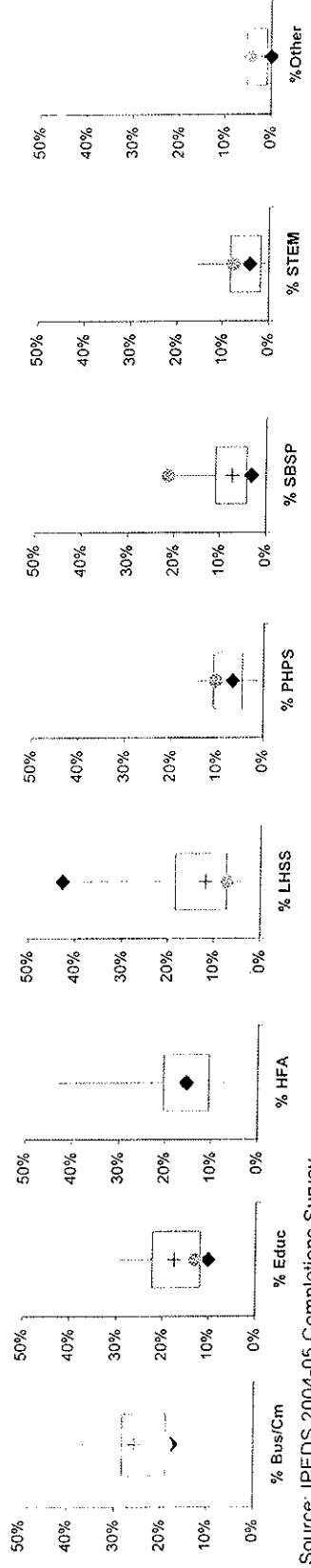


Source: IPEDS 2004-05 Completions Survey.

Degrees Conferred by Program Area

With its large Nursing program, IU Kokomo's degree mix is skewed heavily toward the Life & Health Sciences & Services. However, it also confers a typical proportion of degrees in the Humanities & Fine Arts and the Public & Human Professions & Services. IU Kokomo Business/Communications degrees represent the second largest proportion for the campus but the 18 percent of students receiving degrees in those areas is relatively low among the peer and aspirational institutions. IU Kokomo also confers relatively small proportions of degrees in Education and in Social & Behavioral Sciences & Psychology. Its relatively small proportion of degrees in STEM fields is typical among the peers.

	Business/ Communication	Education	Humanities & Fine Arts	Life & Health Science & Svcs	Public & Human Profes./Svcs.	Soc & Beh Sci & Psych	Science, Tech, Engr. & Math	Other
Indiana University Kokomo	18%	10%	15%	43%	7%	3%	4%	0%
(Rank among Peers)	(11)	(9)	(6)	(1)	(5)	(9)	(6)	(9)
Median of Peers	26%	18%	15%	10%	6%	8%	4%	2%
Peer Institutions								
Auburn University Montgomery	38%	22%	6%	12%	11%	9%	2%	0%
Bluefield State College	19%	10%	13%	35%	4%	2%	16%	1%
Eastern Oregon University	19%	22%	43%	4%	1%	7%	2%	0%
Lewis-Clark State College	26%	8%	8%	16%	15%	5%	13%	9%
Louisiana State University Shreveport	33%	17%	16%	8%	7%	14%	5%	1%
Minot State University	29%	19%	6%	21%	12%	5%	4%	4%
Missouri Southern State University	26%	18%	13%	15%	10%	8%	9%	1%
Montana State University-Billings	21%	30%	22%	8%	1%	12%	1%	5%
University of Alaska Southeast	28%	27%	30%	4%	5%	2%	0%	6%
The Univ. of Texas of the Permian Basin	18%	13%	19%	6%	5%	23%	8%	8%
Aspirational Institutions								
Beniciji State University	16%	27%	12%	7%	10%	7%	15%	6%
Shepherd University	18%	13%	23%	7%	12%	10%	8%	10%
University of Wisconsin-Green Bay	30%	7%	16%	14%	3%	23%	4%	4%
University of Wisconsin-Parkside	32%	0%	20%	7%	14%	23%	5%	0%
Worcester State College	19%	17%	4%	25%	4%	21%	9%	0%
Median of Aspirational Group	19%	13%	16%	7%	10%	21%	8%	4%



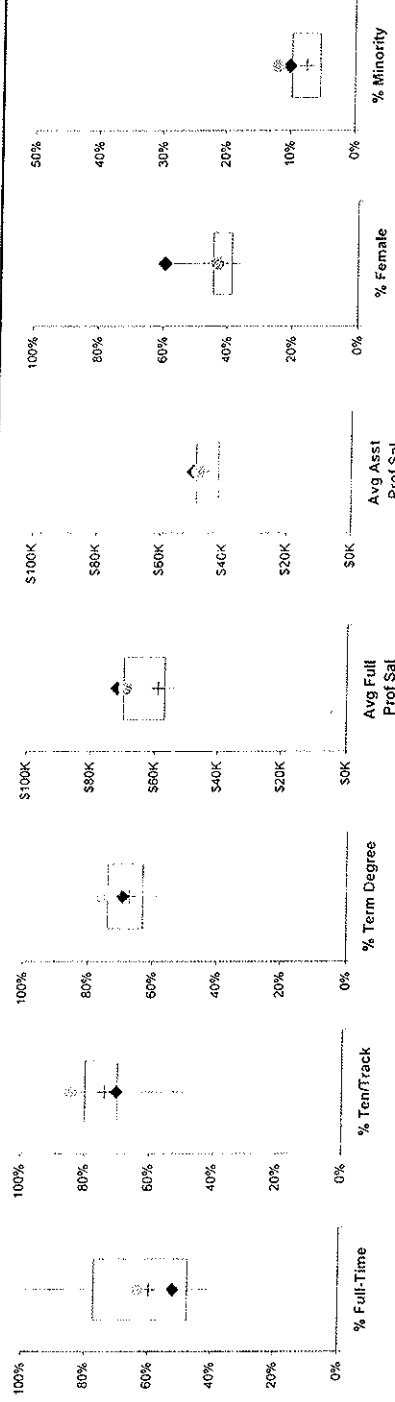
Source: IPEDS 2004-05 Completions Survey.

Faculty Profile

IU Kokomo has a relatively low percentage of full-time faculty among the peer group and especially in comparison to the aspirational group. In addition, a relatively low proportion of the full-time faculty are tenured or tenure eligible. However, the proportion IU Kokomo full-time faculty that possess a terminal degree is above the median among the peer institutions for which data is available but lower than the three aspirational institutions for which data are available. IU Kokomo faculty salaries average relatively high among both full and assistant professors.

IU Kokomo has the largest proportion of female faculty, which is due, in part, to its large Nursing program. In contrast to its relatively low student minority population, IU Kokomo has a relatively large proportion of minority faculty, ranking third in overall minority faculty and fourth in faculty from under-represented minority groups (African American, Latino/a, and Native American).

	Percent Full-Time		Total of Ten Track		Terminal Degree		Full-Time Faculty		Female		Minority		Under-rep Minority	
	%	(n)	%	(n)	%	(n)	Avg Full Prof Sal	Avg Asst Prof Sal	%	(n)	%	(n)	%	(n)
Indiana University Kokomo	52%	(8)	70%	(8)	69%	(4)	\$71,851	\$49,454	60%	(1)	10%	(3)	6%	(4)
(Rank among Peers)							(2)	(2)						
Median of Peers	61%		75%		65%		58,566	45,112	41%		7%		5%	
Peer Institutions														
Auburn University Montgomery	39%		48%		80%		\$68,436	\$48,579	39%		11%		9%	
Bluefield State College	38%		74%				57,559	39,312	46%		9%		6%	
Eastern Oregon University	86%		69%		60%		52,798	37,600	38%		6%		3%	
Lewis-Clark State College	97%		72%		65%		53,363	38,340	43%		5%		2%	
Louisiana State University Shreveport	58%		85%		72%		48,428	38,340	38%		9%		4%	
Minot State University	69%		81%				56,140	43,596	46%		3%		1%	
Missouri Southern State University	100%		82%		64%		66,744	43,743	36%		8%		6%	
Montana State University-Billings	60%		75%				59,060	46,481	42%		2%		1%	
University of Alaska Southeast	43%		65%		50%		75,336	46,986	42%		6%		5%	
The Univ. of Texas of the Permian Basin	62%		79%		84%		70,904	54,835	39%		11%		8%	
Aspirational Institutions														
Bentley State University	66%		86%				\$71,247	\$47,701	42%		5%		3%	
Shepherd University	46%		73%				60,189	43,453	43%		7%		5%	
University of Wisconsin-Green Bay	89%		84%		88%		63,936	46,236	41%		13%		7%	
University of Wisconsin-Parkside	63%		71%		74%		70,208	50,704	44%		19%		9%	
Worcester State College	64%		95%		76%		69,101	49,839	49%		12%		6%	
Median of Aspirational Group	64%		84%		76%		\$69,101	\$47,701	43%		12%		6%	

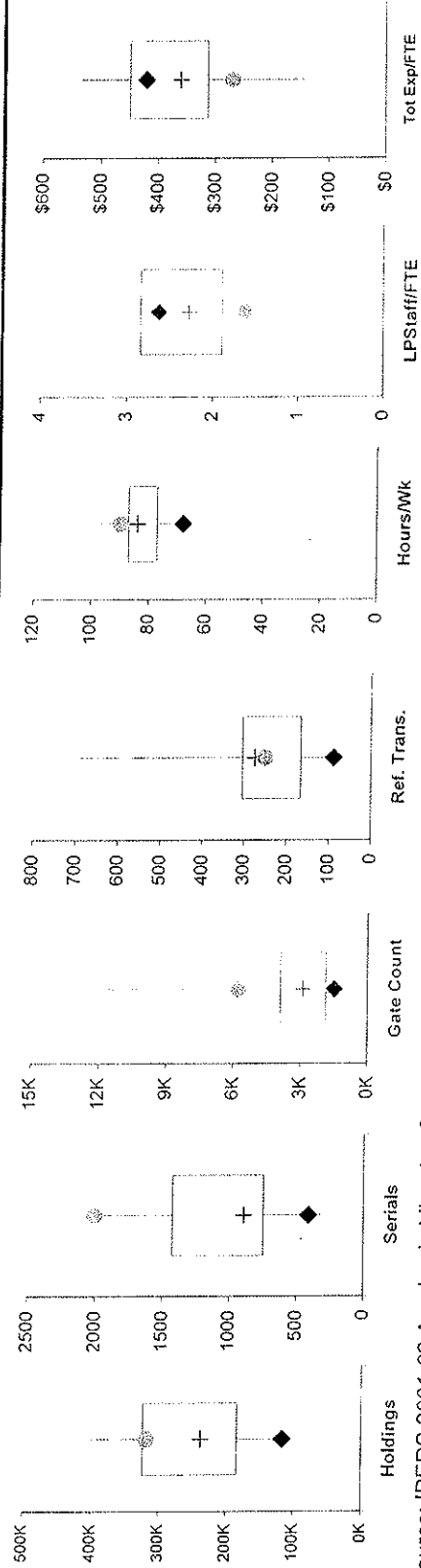


Sources: IPEDS Fall 2004 Staff Survey, except for demographics for Bluefield State, Eastern Oregon, Minot State, and Univ. of Wisconsin-Parkside which are from Fall 2003.

Library Comparisons

IU Kokomo has a relatively small library compared to the peer and aspirational institutions in terms of overall holdings, current serials, and several usage statistics. However, IU Kokomo is above average in the number of Library and Professional staff per FTE student and, related to its staffing levels, has a high per FTE budget.

	Library Holdings	Current Serials	Gate Count per Week	Reference Transactions	Hours Open per Week	Libr & Prof Staff/FTE	Total Lib Exp/FTE
Indiana University Kokomo	117K	413	1,499	89	68	2.63	\$422
(Rank among Peers)	(10)	(10)	(9)	(11)	(10)	(5)	(4)
Median of Peers	266K	894	3,214	277	85	2	352
Peer Institutions							
Auburn University Montgomery	312K	2,044	3,525	323	87	3.04	\$478
Bluefield State College	92K	317	1,495	278	66	1.74	143
Eastern Oregon University	335K	893	3,942	98	89	2.28	361
Lewis-Clark State College	180K	1,611	2,902	214	78	2.24	309
Louisiana State University Shreveport	370K	812	3,835	261	87	3.44	389
Minot State University	407K	894	7,809	286	79	2.65	342
Missouri Southern State University	227K	1,574	760	695	99	1.52	178
Montana State University-Billings	295K	790	13,906	275	86	1.75	317
University of Alaska Southeast	186K	1,286	2,212	118	76	3.26	537
The Univ. of Texas of the Permian Basin	238K	698	2,647	343	84	2.02	498
Aspirational Institutions							
Bemidji State University	319K	2,468	5,516	175	90	1.55	\$347
Shepherd University	293K	720	4,405	203	87	1.63	246
University of Wisconsin-Green Bay	339K	5,299	6,050	382	98	3.23	271
University of Wisconsin-Parkside	396K	2,009	8,597	469	96	2.10	338
Worcester State College	158K	990		250	87	1.46	229
Median of Aspirational Group	319K	2,009	5,783	250	90	2	\$271

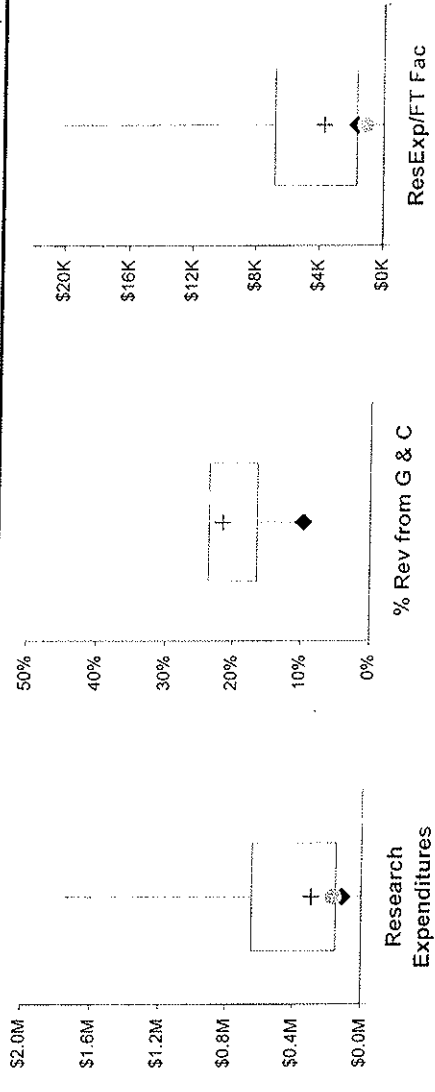


Source: IPEDS 2001-02 Academic Libraries Survey.

Research Indicators

IU Kokomo has relatively low funded research activity among the peer and aspirational institutions, which all have generally modest levels. However, there is a fairly large variation in funded research activities among the peers.

	Total Research Expenditures	Percent Revenue from Grants and Contracts	Research Expenditures per FT Ten./Track Faculty
Indiana University Kokomo	\$114K	10%	\$1,653
	(Rank among Peers)	(11)	(8)
	Median of Peers	22%	3,885
Peer Institutions			
Auburn University Montgomery	\$295K	22%	\$1,685
Bluefield State College	111K	46%	1,500
Eastern Oregon University	253K	22%	3,608
Lewis-Clark State College	183K	24%	
Louisiana State University Shreveport	491K	26%	3,932
Minot State University	1,118K	21%	7,817
Missouri Southern State University	0K	16%	0
Montana State University-Billings	501K	11%	3,885
University of Alaska Southeast	790K	23%	12,349
The Univ. of Texas of the Permian Basin	1,809K	17%	20,325
Aspirational Institutions			
Bemidji State University	\$168K	16%	\$1,113
Shepherd University	0K	15%	0
University of Wisconsin-Green Bay	1,484K	8%	9,158
University of Wisconsin-Parkside	717K	4%	5,646
Worcester State College	0K	9%	0
Median of Aspirational Group	\$168K	9%	\$1,113

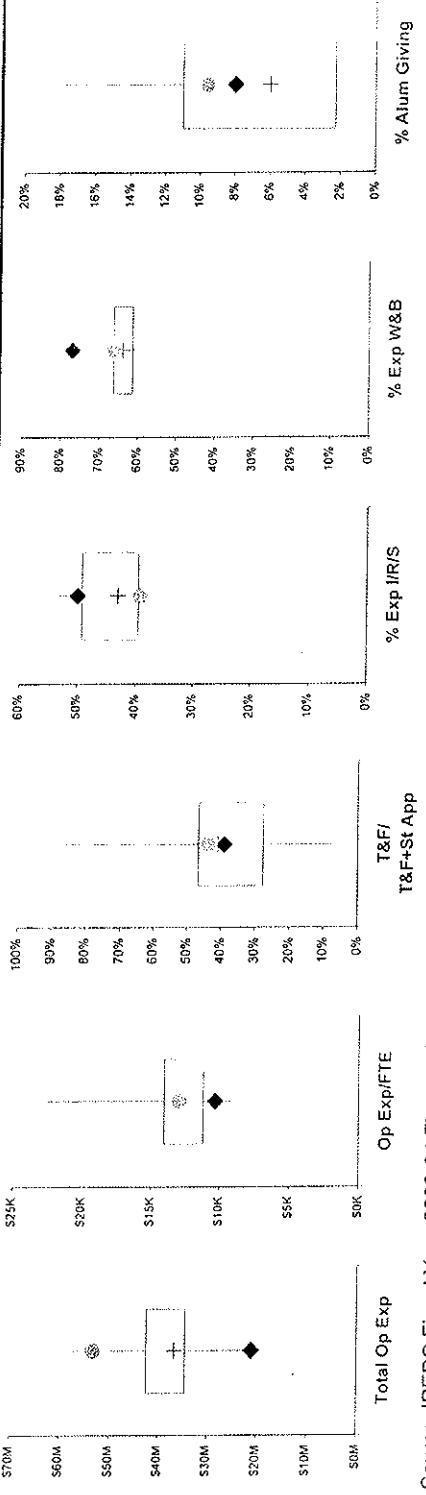


Source: IPEDS Fiscal Year 2003-04 Finance Survey and IPEDS Fall 2004 Staff Survey.

Resource Indicators

Commensurate with its relatively small size and limited funded research, IU Kokomo has the smallest expenditure budget of the all comparators in absolute dollars. It's per FTE expenditures is the second lowest among the group. The proportional distribution between Tuition and Fee revenue and State Appropriation for IU Kokomo is at the average of the peer group and skewed slightly toward State Appropriation among the aspirational institutions. IU Kokomo ranks second among all the institutions in the percent of its budget devoted to instruction, research and service, as opposed to other non-mission related institutional supports. IU Kokomo ranks highest in the percent of its expenditures tied to personnel costs. It's alumni giving rate is in above average among the peers and slightly below the aspirational group average.

	Operating Expenditures	Oper Exp per FTE	T&F / T&F +State App	Pct Exp on Inst/Res/Srv	Pct Exp on Wages/Benefits	Alumni Giving Rate
Indiana University Kokomo	\$21M	\$10,351	39%	50%	77%	8%
	(11)	(10)	(7)	(2)	(1)	(5)
	40M	13,580	40%	43%	63%	7%
	(Rank among Peers)	(Rank among Peers)	(Rank among Peers)	(Rank among Peers)	(Rank among Peers)	(Rank among Peers)
	Average of Peers	Average of Peers	Average of Peers	Average of Peers	Average of Peers	Average of Peers
Peer Institutions						
Auburn University Montgomery	\$58M	\$12,979	44%	49%	64%	11%
Bluefield State College	26M	9,069	30%	38%	62%	18%
Eastern Oregon University	37M	14,293	49%	39%	65%	3%
Lewis-Clark State College	37M	13,327	7%	49%	66%	4%
Louisiana State University Shreveport	36M	12,613	43%	42%	61%	2%
Minot State University	37M	11,489	87%	53%	66%	2%
Missouri Southern State University	46M	10,853	41%	43%	66%	11%
Montana State University-Billings	52M	14,769	55%	40%	56%	12%
University of Alaska Southeast	39M	22,622	23%	44%	64%	
The Univ. of Texas of the Permian Basin	33M	13,784	25%	37%	56%	2%
Aspirational Institutions						
Berndji State University	\$59M	\$13,275	46%	35%	67%	8%
Shepherd University	39M	10,300	52%	30%	60%	13%
University of Wisconsin-Green Bay	72M	15,386	39%	46%	63%	6%
University of Wisconsin-Parkside	52M	13,593	35%	38%	71%	9%
Worcester State College	45M	12,175	46%	47%	69%	12%
Average of Aspirational Group	\$53M	\$12,946	44%	39%	66%	10%



Source: IPEDS Fiscal Year 2003-04 Finance Survey.