

**IU Northwest Council Meeting Notes**  
**Meeting Held Tuesday, March 8, 2022**

Meeting notes from the February 2022 Council meeting were provided to Council members.

**1. Chancellor’s Update**

- Men’s Basketball Team made the NAIA Tournament for first time in history.
- President Whitten to visit campus April 28-29, 2022
- IU is mask optional at present. Low transmission and positivity rates.
- Communications process regarding world events: take lead from and coordinate with IU
- Budget
  - Enrollment challenges persist

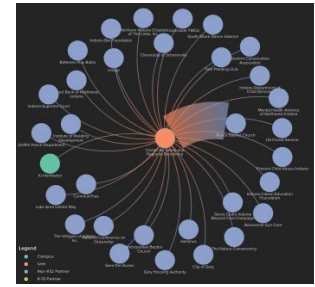
**2. CURE Presentation**

 <p>Update  <b>CURE - Highlights</b>          IU Northwest, Center for Urban and Regional Excellence</p>	 <p>Building &amp; Supporting  <b>Community Engagement Infrastructure</b></p>																											
 <p><b>What is Collaboratory?</b></p> <ul style="list-style-type: none"> <li><b>Real-time inventory</b> Discover the unique ways IU works with community partners to support Hoosiers, including community based teaching and learning, community engaged research, place-based partnerships, professional development and capacity-building, knowledge mobilization and civic engagement.</li> <li><b>Coordination across disciplines</b> Users can communicate more effectively across disciplines and environments to better understand how efforts fit together and can be in sync.</li> <li><b>An overview of community engagement</b> Get a bird's eye view of the partnerships and projects happening across Indiana and use this information to collaborate more effectively, sign activities, and improve the quality of collaborative work.</li> <li><b>Holistic alignment across the IU system</b> A greater awareness of the collaborative landscape gives users the ability to reduce partnership fatigue and be more effective partners in support of community identified priorities.</li> </ul>	 <p><b>Collaboratory Across IU</b></p> <table border="1"> <thead> <tr> <th></th> <th>IUB</th> <th>IUPUI</th> <th>IUN</th> <th>IUK</th> <th>IUS</th> <th>IUE</th> <th>IUSB</th> <th>Total</th> </tr> </thead> <tbody> <tr> <td># of activities</td> <td>222</td> <td>1,329</td> <td>120</td> <td>64</td> <td>169</td> <td>76</td> <td>169</td> <td><b>2,149</b></td> </tr> <tr> <td># of partners</td> <td>567</td> <td>1,483</td> <td>178</td> <td>165</td> <td>175</td> <td>100</td> <td>175</td> <td><b>2,843</b></td> </tr> </tbody> </table>		IUB	IUPUI	IUN	IUK	IUS	IUE	IUSB	Total	# of activities	222	1,329	120	64	169	76	169	<b>2,149</b>	# of partners	567	1,483	178	165	175	100	175	<b>2,843</b>
	IUB	IUPUI	IUN	IUK	IUS	IUE	IUSB	Total																				
# of activities	222	1,329	120	64	169	76	169	<b>2,149</b>																				
# of partners	567	1,483	178	165	175	100	175	<b>2,843</b>																				
 <p><b>IUNW's Partnerships in the Region</b></p>	 <p><b>Community Engagement at IUNW</b></p> <p>Beyond partnerships with K-12 schools, IUNW has documented relationships with 178 community partners.</p> <p>Are we strategically aligned?</p>																											



## CURE Outreach & Partnerships

## Center for Urban and Regional Excellence Partnerships



## Outreach

[CURE Newsletter](#) [CURE YouTube](#)

Senior University (55+)

Partners- In Conversation

Collaboratory Training/College Workshops



## Indiana Civic Health Index

- Decade of Partnership; primary author in 2015, 2017, 2019, and 2021
- Partnership with Indiana Bar Foundation, Indiana Supreme Court
- Collaborative work led to creation of an Indiana Civic Education Commission and change in legislation; mandatory civic education

2011 2015 2017 2019 2021



## Indiana Civic Health Index



## Selected Initiatives

## K-12

### 1. Infrastructure

Supporting plans and implementation of Collaboratory across IU

Working with IUB/IUPUI to examine IUNW K-12 focused partnerships; identify indicators

2. Creating K-12 Partners – In Conversation series for virtual learning
3. Gary K-12 Community Conversations



INDIANA UNIVERSITY NORTHWEST

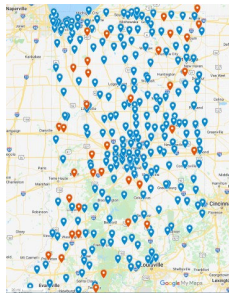
## K-12 Related CE Infrastructure



INDIANA UNIVERSITY NORTHWEST

## Using Collaboratory to Examine Engagement Related to K-12 Education


Where does IU have an existing relationship with a school corporation....and where is IU not engaged?

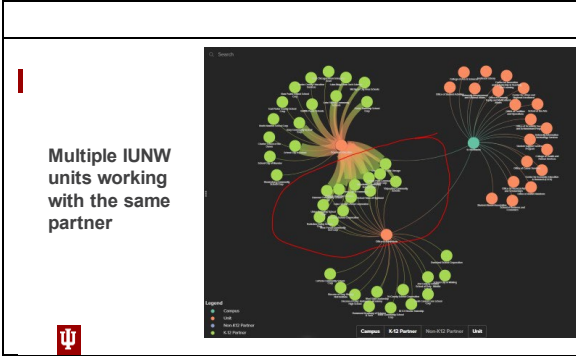
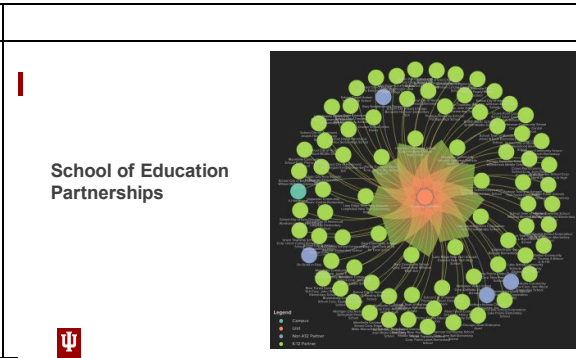
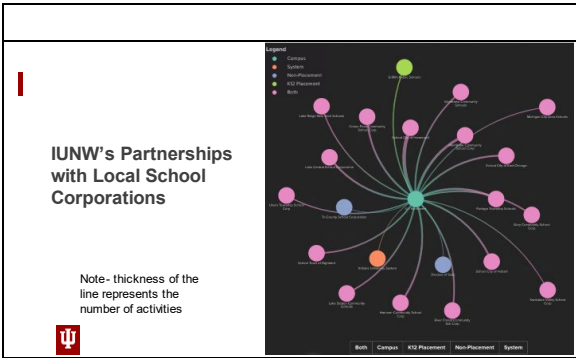


## Examining the Nature of IU's Engagement Related to K-12 Education

### Key Take-Aways:

- IU students are in K12 classrooms across the state as student teachers or clinical placements (neon/yellow dots)
- Most of our relationships to K12 schools include multiple types of activities (e.g., research, sustained initiatives, service learning courses) (pink dots)
- There is overlap. We have multiple IU campuses working with a school as well as Schools/Units on campus working with the same K-12 partner.





### K-12 Partners – In Conversation

SOE/Literacy Council; SOE/EC Central Virtual Learning

### Gary K-12 Community Conversations

- **Collaborators:** CURE/SOE/Office of Chancellor and community partners
- **Purpose:** Inform and engage the public
- **Framework:** Facilitated conversations on critical topics
- **Result:** shared findings with community and community leaders to build capacity & effectively promote civic engagement in K -12 sector discussions

### Lake County Tax Sales & Redevelopment

**Policy Issue :** addressing challenges to economic redevelopment posed by "churners"

**Approach :** evidence-based data analysis to inform municipal decision - making and legislative reform

**Student-learning –** civic and community engagement as well as subject matter expertise; employment, internships, capstones

**Career Pathways –** working directly with county officials, consultants, legislators

### No-Bid Parcels Over Time

Years on Sale	Number of No-Bid Parcels Still on List During the Time Period	Percent of Total on No-Bid List in 2021 From the Indicated Time Period
2012-2015	466	5.05
2016-2017	6139	66.50
2018-2019	1982	21.47
2020-2021	644	6.98
<b>Total Period</b>	<b>9231</b>	<b>100.00</b>

### Countywide Distribution by Property Type

Property Type	Percent of Parcels Countywide	Percent of Parcels in Churner Set	Difference in Churner Set(+/-)
Residential	83.73	90.03	+6.30
Government Owned	6.46	.04	-6.41
Commercial	5.65	5.62	-0.03
Agricultural	1.09	1.95	+0.26
Exempt	1.00	1.31	+0.31
Industrial	0.88	0.32	-0.56
State Assessed Utilities	0.60	0.13	-0.47
<b>Total</b>	<b>100.00</b>	<b>100.00</b>	<b>0.00</b>

## Lake County Benefits

IUNW develops data sharing relationship with major county units; sustainable in the long -run

IUNW enhances reputation community-based research, impact, funding

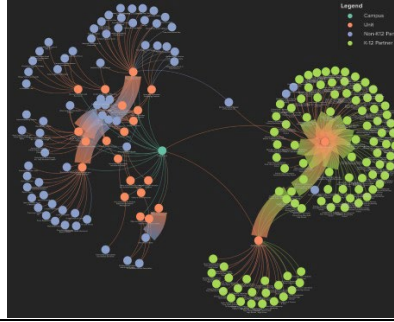
- four news articles in 6 weeks
- 2, in a series of 8, reports published
- student employment




## Community Engagement at IUNW

Beyond partnerships with K-12 schools, IUNW has documented relationships with 178 community partners.


Are we strategically aligned?



### 3. Sexual Assault Awareness Presentation

	<p><b>Q1</b></p> <p>What is the official national color for Sexual Assault Awareness Month</p> <p>A. Blue B. Teal C. Green</p>
<p><b>Q1 – Answer</b></p> <p>What is the official national color for Sexual Assault Awareness Month</p> <p>A. Blue B. <b>Teal</b> C. Green</p>	<p><b>Q2</b></p> <p>On average, sexual assault occurs every 68 seconds in America.</p> <p>True False</p>
<p><b>Q2 – Answer</b></p> <p>On average, sexual assault occurs every 68 seconds in America.</p> <p><b>True</b> False</p>	<p><b>Q3</b></p> <p>Adults, ages 18 -34 represent ___% of sexual assault cases.</p> <p>A. 45% B. 54% C. 60%</p>

<p><b>Q3 – Answer</b></p> <p>Adults, ages 18 -34 represent ___% of sexual assault cases.</p> <p>A.45%</p> <p><b>B.54%</b></p> <p>C.60%</p>	<p><b>Q4</b></p> <p>Men, ages 18-34, who are college students are approximately 5 times more likely than non -students to be a victim of rape or sexual assault.</p> <p>True</p> <p>False</p>
<p><b>Q4 – Answer</b></p> <p>Men, ages 18-34, who are college students are approximately 5 times more likely than non -students to be a victim of rape or sexual assault.</p> <p>True</p> <p>False</p>	<p><b>Q5</b></p> <p>___% of transgender, gender queer, and gender nonconforming students have been sexually assaulted.</p> <p>A. 15%</p> <p><b>B. 21%</b></p> <p>C. 35%</p>
<p><b>Q5 – Answer</b></p> <p>___% of transgender, gender queer, and gender nonconforming students have been sexually assaulted.</p> <p>A. 15%</p> <p><b>B. 21%</b></p> <p>C. 35%</p>	<p><b>Sexual Assault Statistics</b></p> <ul style="list-style-type: none"> <li>• On average, sexual assault occurs every 68 seconds in America.</li> <li>• Adults, ages 18-34 are at the highest risk, and represent 54% of sexual assault cases.</li> <li>• 1 in 6 women have been a victim of attempted or completed rape in her lifetime.</li> <li>• Men, ages 18-34, who are college students are approximately 5 times more likely than non-students to be a victim of rape or sexual assault.</li> <li>• 21% of transgender, gender queer, and gender nonconforming students have been sexually assaulted.</li> </ul> <p><small>Source: 2019 Climate Student on Sexual Assault and Sexual Misconduct, Association of American Universities</small></p>



**2022 Calendar of Events**  
Learn more at [iun.edu/saam](http://iun.edu/saam) • Attend at least one event and receive a free t-shirt.

**1) LIGHT UP GREEN**  
12:00 to 2:00 p.m.  
Anderson Center & Anderson Library Conference Center Lobby  
Light up your green ribbon and wear your green t-shirt.

**2) LIGHT UP GREEN**  
12:00 to 2:00 p.m.  
Anderson Center & Anderson Library Conference Center Lobby  
Light up your green ribbon and wear your green t-shirt.

**3) LIGHT UP GREEN**  
12:00 to 2:00 p.m.  
Anderson Center & Anderson Library Conference Center Lobby  
Light up your green ribbon and wear your green t-shirt.

**4) LIGHT UP GREEN**  
12:00 to 2:00 p.m.  
Anderson Center & Anderson Library Conference Center Lobby  
Light up your green ribbon and wear your green t-shirt.

**5) LIGHT UP GREEN**  
12:00 to 2:00 p.m.  
Anderson Center & Anderson Library Conference Center Lobby  
Light up your green ribbon and wear your green t-shirt.

**6) LIGHT UP GREEN**  
12:00 to 2:00 p.m.  
Anderson Center & Anderson Library Conference Center Lobby  
Light up your green ribbon and wear your green t-shirt.

**7) LIGHT UP GREEN**  
12:00 to 2:00 p.m.  
Anderson Center & Anderson Library Conference Center Lobby  
Light up your green ribbon and wear your green t-shirt.

**8) LIGHT UP GREEN**  
12:00 to 2:00 p.m.  
Anderson Center & Anderson Library Conference Center Lobby  
Light up your green ribbon and wear your green t-shirt.

**9) LIGHT UP GREEN**  
12:00 to 2:00 p.m.  
Anderson Center & Anderson Library Conference Center Lobby  
Light up your green ribbon and wear your green t-shirt.

**10) LIGHT UP GREEN**  
12:00 to 2:00 p.m.  
Anderson Center & Anderson Library Conference Center Lobby  
Light up your green ribbon and wear your green t-shirt.

**11) LIGHT UP GREEN**  
12:00 to 2:00 p.m.  
Anderson Center & Anderson Library Conference Center Lobby  
Light up your green ribbon and wear your green t-shirt.

**12) LIGHT UP GREEN**  
12:00 to 2:00 p.m.  
Anderson Center & Anderson Library Conference Center Lobby  
Light up your green ribbon and wear your green t-shirt.

**13) LIGHT UP GREEN**  
12:00 to 2:00 p.m.  
Anderson Center & Anderson Library Conference Center Lobby  
Light up your green ribbon and wear your green t-shirt.

**14) LIGHT UP GREEN**  
12:00 to 2:00 p.m.  
Anderson Center & Anderson Library Conference Center Lobby  
Light up your green ribbon and wear your green t-shirt.

**15) LIGHT UP GREEN**  
12:00 to 2:00 p.m.  
Anderson Center & Anderson Library Conference Center Lobby  
Light up your green ribbon and wear your green t-shirt.

**16) LIGHT UP GREEN**  
12:00 to 2:00 p.m.  
Anderson Center & Anderson Library Conference Center Lobby  
Light up your green ribbon and wear your green t-shirt.

**17) LIGHT UP GREEN**  
12:00 to 2:00 p.m.  
Anderson Center & Anderson Library Conference Center Lobby  
Light up your green ribbon and wear your green t-shirt.

**18) LIGHT UP GREEN**  
12:00 to 2:00 p.m.  
Anderson Center & Anderson Library Conference Center Lobby  
Light up your green ribbon and wear your green t-shirt.

**19) LIGHT UP GREEN**  
12:00 to 2:00 p.m.  
Anderson Center & Anderson Library Conference Center Lobby  
Light up your green ribbon and wear your green t-shirt.

**20) LIGHT UP GREEN**  
12:00 to 2:00 p.m.  
Anderson Center & Anderson Library Conference Center Lobby  
Light up your green ribbon and wear your green t-shirt.

**21) LIGHT UP GREEN**  
12:00 to 2:00 p.m.  
Anderson Center & Anderson Library Conference Center Lobby  
Light up your green ribbon and wear your green t-shirt.

**22) LIGHT UP GREEN**  
12:00 to 2:00 p.m.  
Anderson Center & Anderson Library Conference Center Lobby  
Light up your green ribbon and wear your green t-shirt.

**23) LIGHT UP GREEN**  
12:00 to 2:00 p.m.  
Anderson Center & Anderson Library Conference Center Lobby  
Light up your green ribbon and wear your green t-shirt.

**24) LIGHT UP GREEN**  
12:00 to 2:00 p.m.  
Anderson Center & Anderson Library Conference Center Lobby  
Light up your green ribbon and wear your green t-shirt.

**25) LIGHT UP GREEN**  
12:00 to 2:00 p.m.  
Anderson Center & Anderson Library Conference Center Lobby  
Light up your green ribbon and wear your green t-shirt.

**26) LIGHT UP GREEN**  
12:00 to 2:00 p.m.  
Anderson Center & Anderson Library Conference Center Lobby  
Light up your green ribbon and wear your green t-shirt.

**27) LIGHT UP GREEN**  
12:00 to 2:00 p.m.  
Anderson Center & Anderson Library Conference Center Lobby  
Light up your green ribbon and wear your green t-shirt.

**28) LIGHT UP GREEN**  
12:00 to 2:00 p.m.  
Anderson Center & Anderson Library Conference Center Lobby  
Light up your green ribbon and wear your green t-shirt.

**29) LIGHT UP GREEN**  
12:00 to 2:00 p.m.  
Anderson Center & Anderson Library Conference Center Lobby  
Light up your green ribbon and wear your green t-shirt.

**30) LIGHT UP GREEN**  
12:00 to 2:00 p.m.  
Anderson Center & Anderson Library Conference Center Lobby  
Light up your green ribbon and wear your green t-shirt.


**31) LIGHT UP GREEN**  
12:00 to 2:00 p.m.  
Anderson Center & Anderson Library Conference Center Lobby  
Light up your green ribbon and wear your green t-shirt.

## SAAM Campus Partners

*Sexual Assault Awareness Month (SAAM) Campaign coordinated by the Office of Institutional Equity & Title IX*

Office of the Chancellor	Reserve Officers' Training Corps ( ROTC)
Office of Institutional Equity & Title IX	School of Public and Environmental Affairs (SPEA)
Anderson Library Conference Center	Student Activities
Counseling Services	Student Affairs
Office of Diversity, Equity & Multicultural Affairs (ODEMA)	Psychology Honor's Society
IU Northwest Police Department	Women & Gender Studies
IU Southeast Staff Equity, Diversity & Title IX	

Advance registration required.  
Scan [iun.edu/saam](http://iun.edu/saam) to register.



4. SEM Update, no update this meeting.
5. Budget Update, no update this meeting.
6. Other Business
  - None