

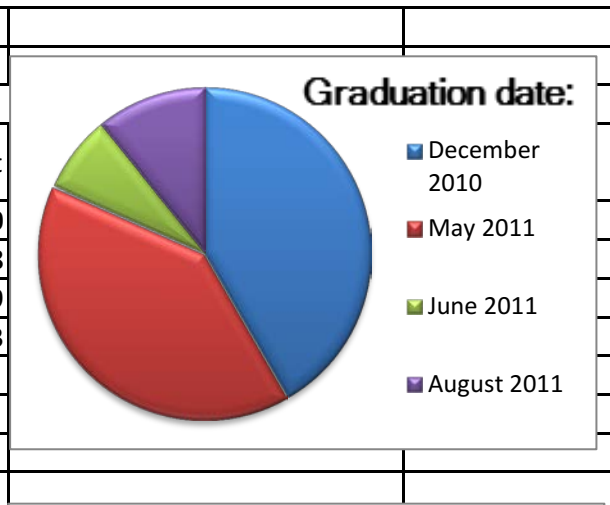
2011 Graduate Employment Survey Results

(December 2010, May 2011, Summer 2011)

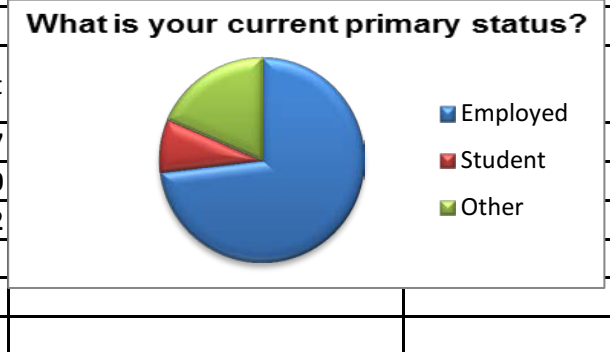
Total number of students graduated in 2011*:	572		
<i>Indiana University Kokomo - Total Graduates</i>	517		
Allied Health	44		
Business	53		
SOAS	69		
Education	43		
Nursing	148		
SPEA	67		
Continuing Studies	88		
Labor Studies	5		
<i>Purdue College of Technology - Total Graduates</i>	55		
Computer and Information Technology	7		
Computer Graphics Technology	11		
Electrical Engineering Technology	6		
Mechanical Engineering Technology	2		
Organizational Leadership and Supervision	29		
<i>*numbers supplied from Indiana University Kokomo Registrar's Office and Purdue's Office; no numbers were furnished for Purdue's Summer 2010</i>			
Number of students who completed the survey:		120	
Breakdown by Major:			
Allied Health		8	
Associate of Science in Radiography			2
Bachelor of Science in Medical Imaging Technology			3
Certificate in Medical Coding			3
Business		15	
Associate in Business			0 Applied Business Studies
			Accounting - 1 Finance/Economics - 6 Management - 3
Bachelor of Science in Business		11	Marketing - 1
Master of Business Administration		4	

Education		10		
Bachelor of Science in Education		10	Early Childhood - 0 Elementary - 7 Secondary - 3	
Master of Science in Education		0		
General Studies/Continuing Studies		24		
Associate of Science in General Studies		0		
Bachelor of General Studies		24		
Nursing		30		
Bachelor of Science in Nursing		30		
School of Arts and Sciences-		20		
Bachelor of Arts in Communications		2		
Bachelor of Arts in English		0		
Bachelor of Science in Informatics		2		
Bachelor of Arts in History/Political Science		2		
Bachelor of Arts in Biology/Chemistry		3		
Bachelor of Arts in Sociology		5		
Bachelor of Arts in Psychology		2		
Bachelor of Arts in Mathematics		0		
Bachelor of Fine Arts		0		
Bachelor of Humanities		0		
Bachelor of New Media Communication		3		
Masters of Liberal Studies		1		
School of Public and Environmental Affairs		12		
Associate of Science in Criminal Justice		3		
Certification in Public Management		0		
Master of Public Management		9		
Purdue College of Technology		1		
Computer and Information Technology				
Computer Graphics Technology				
Electrical Engineering Technology				
Mechanical Engineering Technology				
Organizational Leadership and Supervision		1		

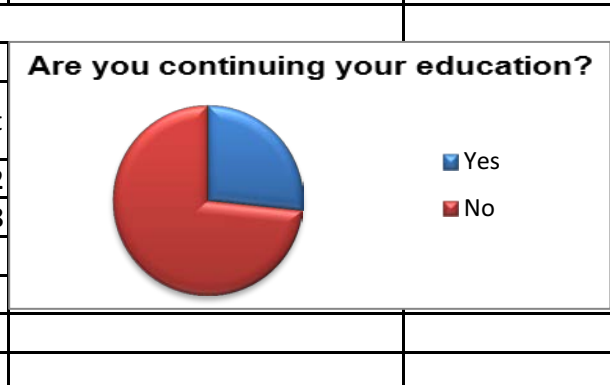
Engineering Technology		
What was your graduation date?		
(Answer Options)	Response Percent	Response Count
December 2010	41.7%	50
May 2011	40.0%	48
June 2011	7.5%	9
August 2011	10.8%	13
Answered Question	120	
Skipped Question	0	



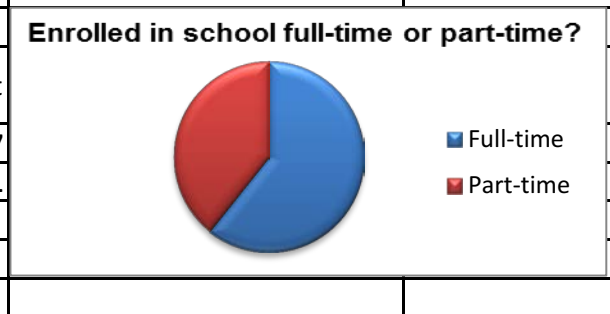
What is your current primary status?		
(Answer Options)	Response Percent	Response Count
Employed	73.1%	87
Student	8.4%	10
Other	18.5%	22
Answered Question	119	
Skipped Question	1	



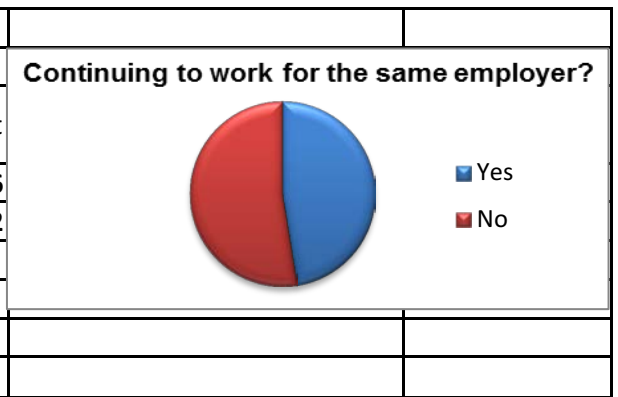
Are you continuing your education?		
(Answer Options)	Response Percent	Response Count
Yes	26.7%	32
No	73.3%	88
Answered Question	120	
Skipped Question	0	



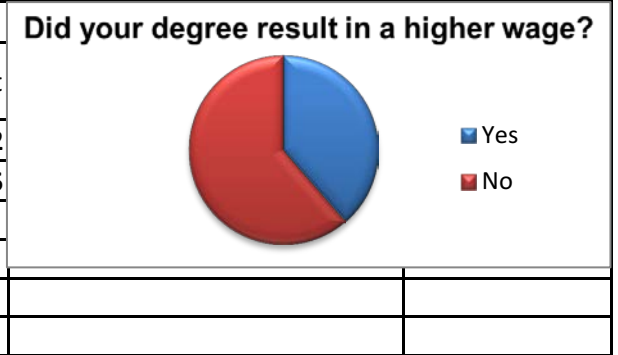
Are you enrolled in school full-time or part-time?		
(Answer Options)	Response Percent	Response Count
Full-time	60.7%	17
Part-time	39.3%	11
Answered Question	28	
Skipped Question	92	



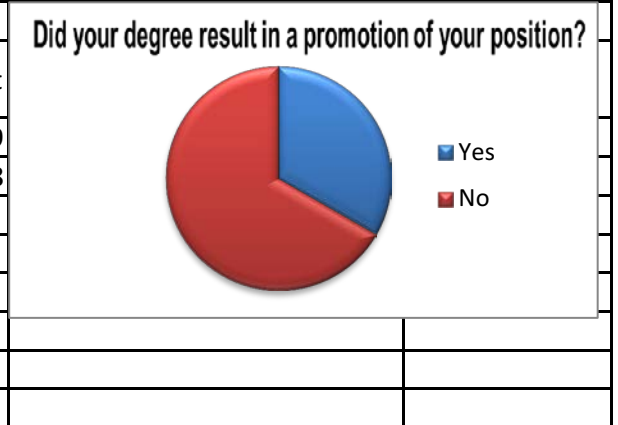
Are you continuing to work for the same employer as before graduation?		
(Answer Options)	Response Percent	Response Count
Yes	47.5%	56
No	52.5%	62
Answered Question	118	
Skipped Question	2	



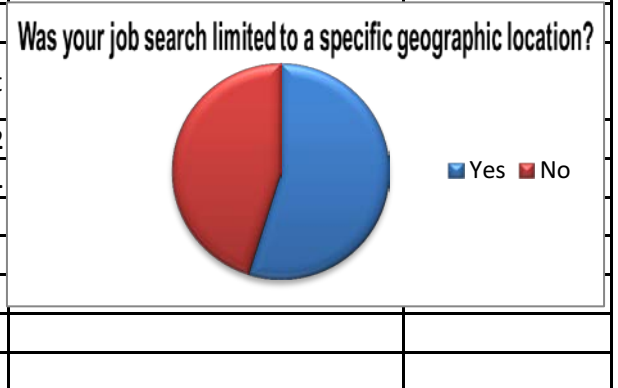
Did your degree result in a higher wage?		
(Answer Options)	Response Percent	Response Count
Yes	38.6%	22
No	61.4%	35
Answered Question	57	
Skipped Question	63	



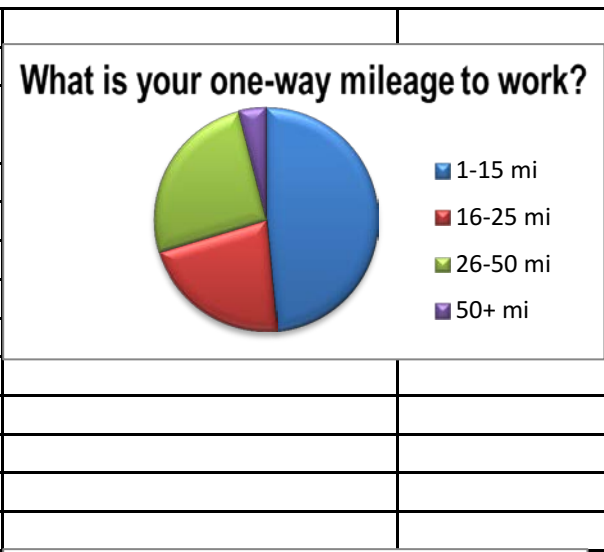
Did your degree result in a promotion of your position?		
(Answer Options)	Response Percent	Response Count
Yes	33.3%	19
No	66.7%	38
Answered Question	57	
Skipped Question	63	



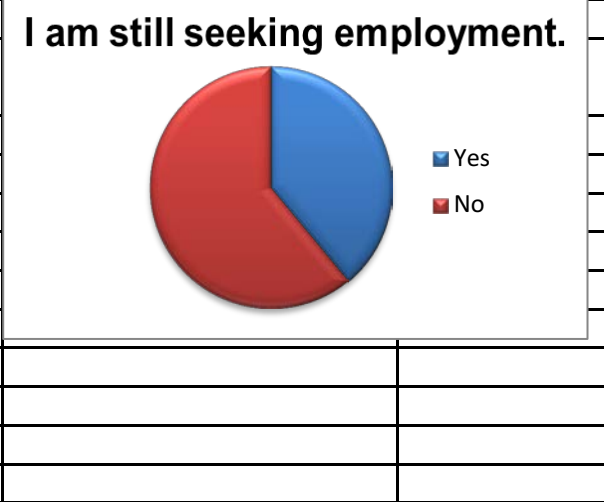
Was your job search limited to a specific geographic location?		
(Answer Options)	Response Percent	Response Count
Yes	54.9%	62
No	45.1%	51
Answered Question	113	
Skipped Question	7	



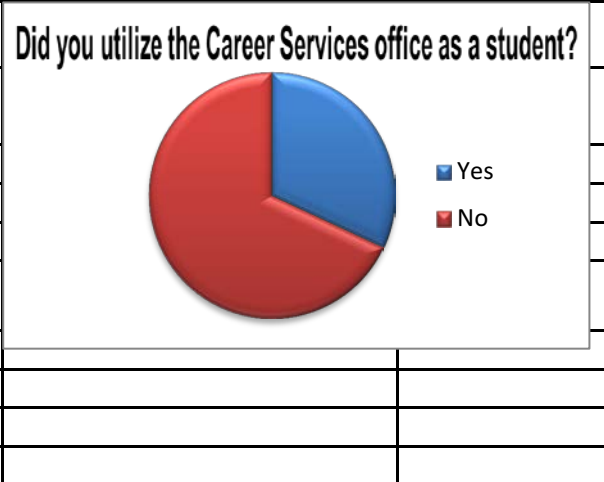
What is your one-way mileage to work?		
(Answer Options)	Response Percent	Response Count
1-15 mi	48.5%	49
16-25 mi	21.8%	22
26-50 mi	25.7%	26
50+ mi	4.0%	4
Answered Question	101	
Skipped Question	19	



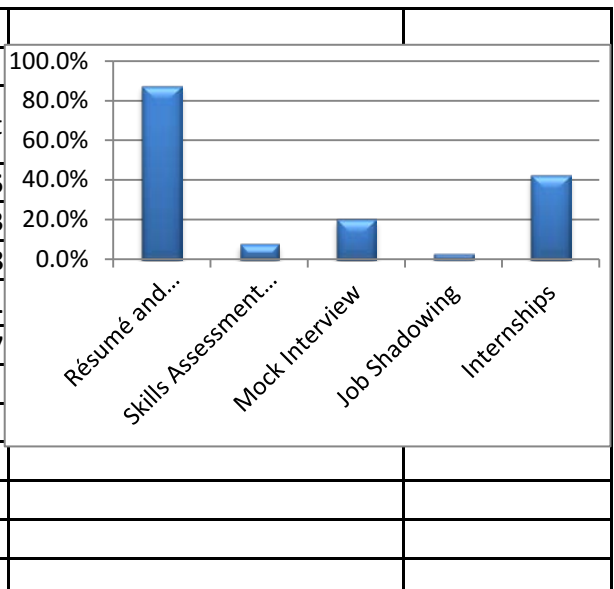
I am still seeking employment.		
(Answer Options)	Response Percent	Response Count
Yes	39.0%	46
No	61.0%	72
Answered Question	118	
Skipped Question	2	



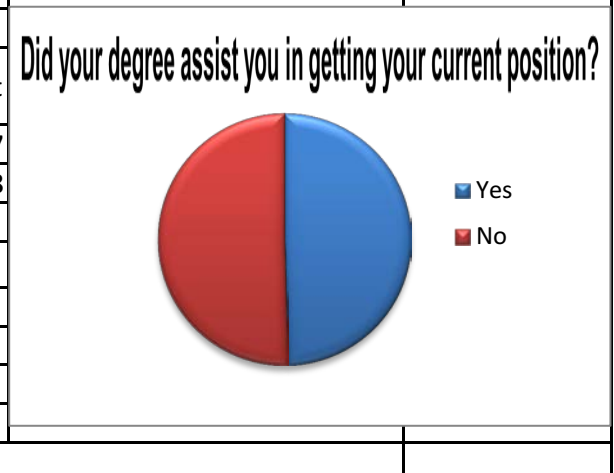
Did you utilize the Career Services office as a student at Indiana University Kokomo?		
(Answer Options)	Response Percent	Response Count
Yes	31.9%	38
No	68.1%	81
Answered Question	119	
Skipped Question	1	



If yes, what services did you use? (Select all that apply.)		
(Answer Options)	Response Percent	Response Count
Résumé and Cover Letter	87.5%	35
Skills Assessment and Career Counseling	7.5%	3
Mock Interview	20.0%	8
Job Shadowing	2.5%	1
Internships	42.5%	17
Answered Question	40	
Skipped Question	80	



Did your degree assist you in getting your current position?		
(Answer Options)	Response Percent	Response Count
Yes	49.6%	57
No	50.4%	58
Answered Question	115	
Skipped Question	5	



How long did it take you to obtain your first position after graduation?		
(Answer Options)	Response Count	
	88	Average time reported was 3months or less
Answered Question	88	
Skipped Question	32	

How many interviews did you have before getting the first full-time position?		
(Answer Options)	Response Count	
	80	Average number of interviews reported were 1-3

Answered Question	80		
Skipped Question	40		
Annual Salary: Please select the appropriate salary range.			
(Answer Options)	Response Percent	Response Count	
Less than \$15,000	11.7%	11	
\$15,000 - 24,999	14.9%	14	
\$25,000 - 34,999	16.0%	15	
\$35,000 - 44,999	29.8%	28	
\$45,000 - 54,999	18.1%	17	
\$55,000 - 64,999	4.3%	4	
\$65,000 or more	5.3%	5	
Answered Question	94		
Skipped Question	26		

