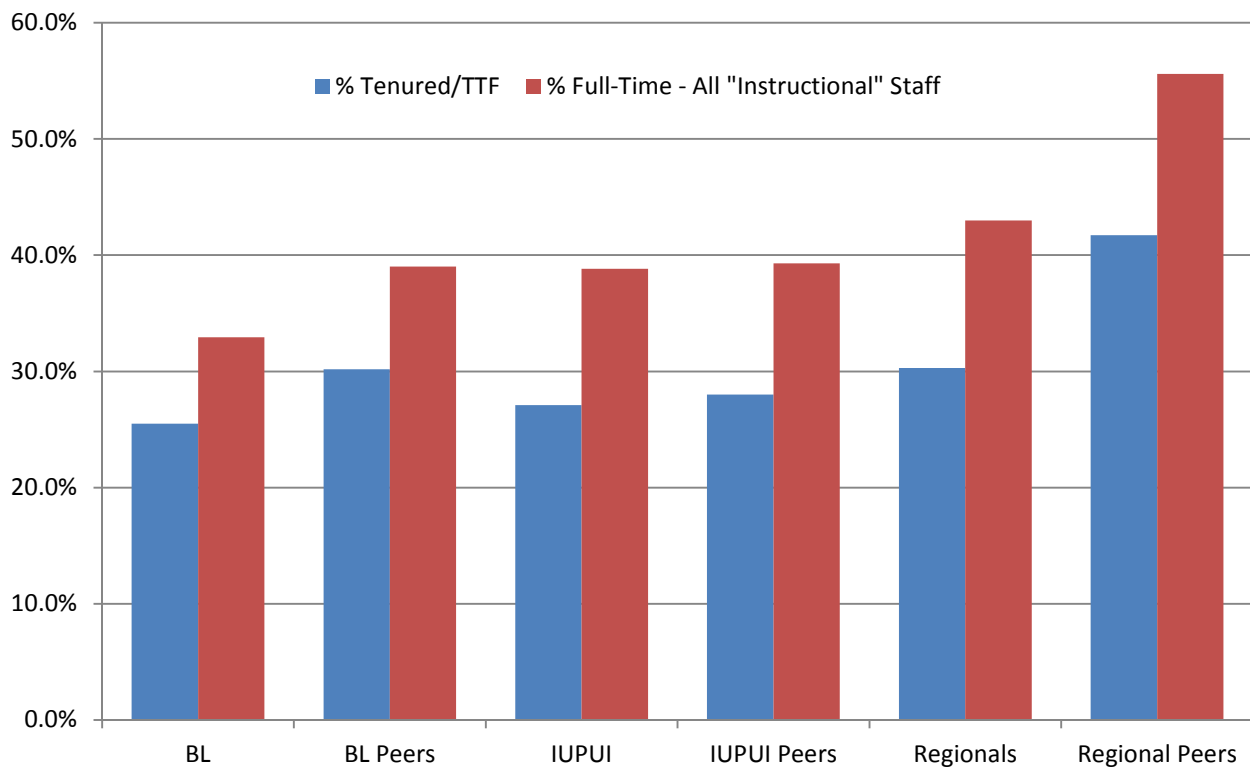


## Tenure Status and Employment Level of Instructional Staff IU Campuses and Peers - 2011 IPEDS Data

The comparisons in the following charts were drawn from the federal reporting system (IPEDS Human Resources Survey) using "primarily instructional" and "primarily instructional combined with research/public service" data definitions. This approach provides data on all employees (not just individuals in formal faculty ranks) recognized by their institutions as charged with instructional responsibilities. The data are presented in two separate ways: tenure/tenure track faculty (TTF), as opposed to all other persons charged with instructional responsibilities; and full-time employment status, as opposed to part-time status, regardless of job title. Thus, each measure is informative, but are independent ways of looking at the data. For example, instructional staff can be TTF and full or part time. At IU Bloomington, all TTF happen to be full-time but many of Bloomington's peers report part-time TTF instructional staff. Additionally, "graduate assistants" are included in the part-time counts, and all figures exclude medical schools.

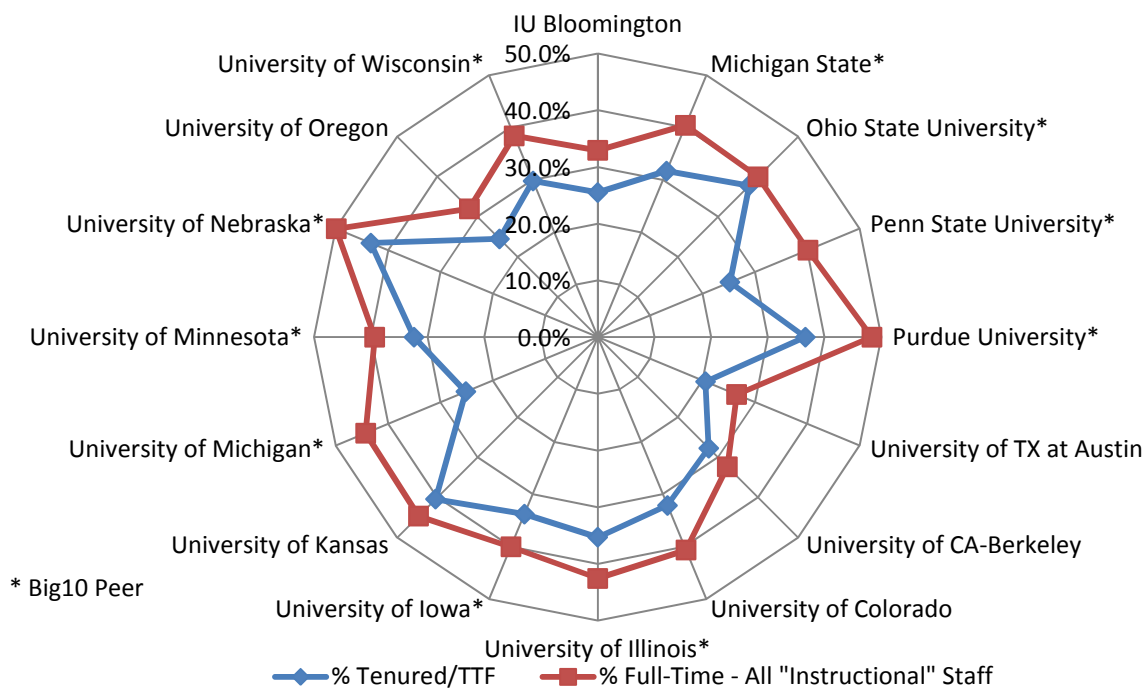
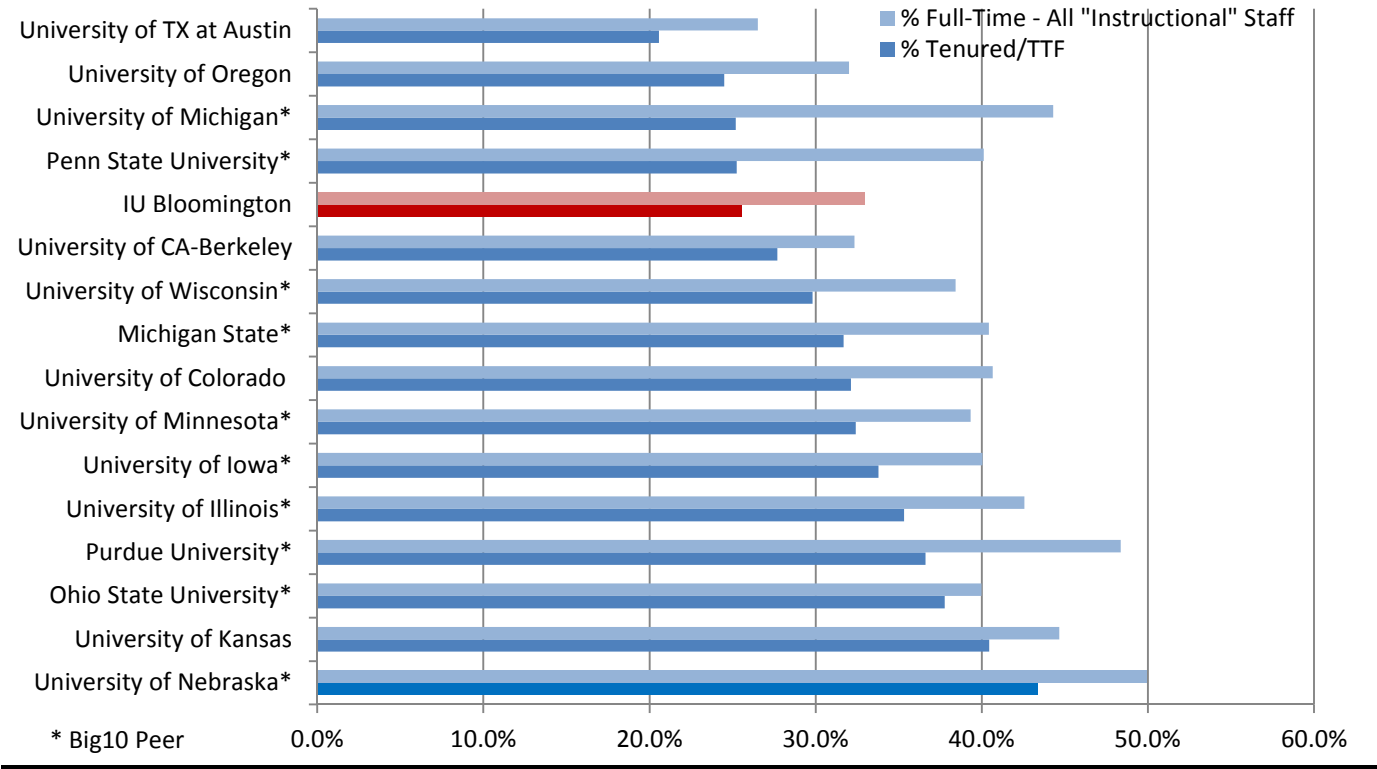
In terms of these measures, Bloomington peers have slightly higher levels of instructional staff in tenure or tenure track positions (30.2% vs. 25.5%) and also show an advantage in the percent of instructional staff who are employed full-time. IUPUI instructional staff proportions mirror those of their peers on both measures. At the regional campuses, the peers represent a more diverse, and aspirational collection which contributes to near 10 point differential in tenure and employment status.

The bar chart below compares Bloomington, IUPUI, and the regional campuses to their peers in the aggregate. On the following pages, charts are provided for Bloomington and IUPUI with individual peer views. Both charts leverage the same data but provide different visual renderings.



## Tenure Status and Employment Level of Instructional Staff Bloomington and Peers - 2011 IPEDS Data

The charts below leverage the same data drawn from IPEDS Human Resources survey data. The first chart provides a ranking of institutions based upon % Tenured/TTF. The second chart uses a "radar" graph approach to illustrate each institution's measures.



## Tenure Status and Employment Level of Instructional Staff IUPUI and Peers - 2011 IPEDS Data

The charts below leverage the same data drawn from IPEDS Human Resources survey data. The first chart provides a ranking of institutions based upon % Tenured/TTF. The second chart uses a "radar" graph approach to illustrate each institution's measures.

